



INK RECEPTIVITY

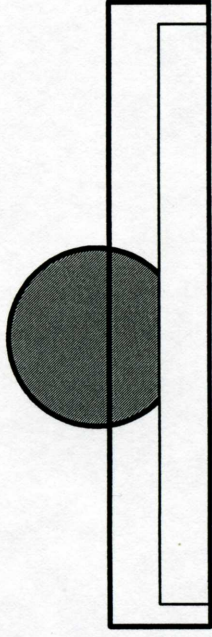


NON WETTING
INK TRANSFER DIFFICULT



WETTING: INK TRANSFER DUE TO
INSTANTANEOUS INK
ACCEPTANCE BY PAPER

Surface energy of ink should be less
than surface energy of paper



ABSORBENCY
FURTHER MOVEMENT OF INK
INTO PAPER STRUCTURE

Nip pressure also causes
penetration of ink into paper