

Trim, bleed, reg marks

## Fold and trim marks

## Custom arrow

crosshairs  
between all pages

## Custom color bars

Custom slug on both sides of the sheet

OHIO: 2: 002: Back: 2113.06.15 CyanMagentaYellowBlack

OHIO: 2: 002: Back: 02-21: 13.06.15: CyanMagentaYellowBlack

100% 90% 80% 70% 60% 50% 40% 30% 20% 10% 0%

Other Editions: 3 • 2003 [www.mhhe.com](http://www.mhhe.com) 3

10. <https://doi.org/10.1002/ajim.14000> Ohio State 3 • 2020[illegible]

pages

[illegible]




**FASTLINE.COM**  
800-626-6409

**SIGN UP TODAY!**  
Creating your account is easy...

**Custom slug on both sides of the sheet**

**FREE Fastline.com Account**  
Get In On The Action With Your

Alerts  
Actions  
Save Equipment Searches  
Place Classified Ads  
Watch Specific Items

**LOOKING TO BUILD A POLE BUILDING?**

**FABRAL**  
FABRICATED BUILDING

<b>42'x42'x10'</b> 12'x24'x10' Steel Door 9'x12' Walk-In Door Trusses 6' C.C. \$28,900 Erected	<b>42'x60'x14'</b> 16'x24'x10' Steel Door 14'x24'x10' Steel Door 9'x12' Walk-In Door Trusses 6' C.C. Saw-Lift Erected	<b>60'x60'x14'</b> 16'x24'x10' Steel Door 14'x24'x10' Steel Door 9'x12' Walk-In Door Trusses 6' C.C. Saw-Lift Erected	<b>72'x72'x14'</b> 12'x24'x10' Steel Door 14'x24'x10' Steel Door 9'x12' Walk-In Door Trusses 6' C.C. 30'x30' Erected
--	--	--	---

Let Schockman Lumber build one that looks good, meets your needs and is priced right - uniquely yours!

**CALL TODAY AND LET'S GET STARTED!**

**WE'VE GOT STEEL BUILDINGS TOO!**

**CALL TODAY FOR A QUOTE**

**Schockman Lumber Co.**






*Where Space Comes First*









St. Henry, Ohio (419) 678-4198 [info@schockmanlumber.com](mailto:info@schockmanlumber.com)

**Applies to Apples, you won't find better service than at Apple Farm Service!**

**Apple Farm Service** [www.applefarm.com](http://www.applefarm.com)

Over 1000 Items Online at [AppleFarmService.com/Inventory/](http://AppleFarmService.com/Inventory/)

<b>Cantonville</b>  (949) 487-1111 (949) 489-1580	<b>Berkeley</b>  (949) 392-7268	<b>W. College Center</b>  (949) 352-7268	<b>Menardsburg</b>  (949) 318-1940	<b>Washington C.R.</b>  (714) 251-8821
--	--	---	---	---

<b>NEW 865 FLEX-DRIVER SCALERS - SCAL</b> 	<b>12 NEW TH800 200' SAWHDS. 2 1/2" HORN-SCAL</b> 	<b>20 NEW P805 22x12.2 SCALERS, FARM, SCAL</b> 	<b>12 NEW CR10.90 CHARG. UNPLUG. GPS - SCAL</b> 
<b>34 NEW 940S 1200' JAWAL CHUTE, SPONGE TRUCK</b> 	<b>16 NEW HTX250 Helicopters, Sawhorse, HORN</b> 	<b>10 NEW L225 TRUCKS, 160' CHUTE, 24000 LBS. LOAD</b> 	<b>12 NEW BR800 54' ch. Baler, Chute, HORN</b> 

**QUICK AFFORDABLE DELIVERY ANYWHERE IN THE U.S.!**

 <p><b>Case 250D</b>, 8.100 H.P., 21" P.T.O., 1400 LBS. Net Weight, 1977-1982, 3 Year New, \$16,900</p>	 <p><b>2002 Case 825B</b>, 200 H.P., 24" P.T.O., 3400 LBS. Net Weight, 1999-2002, 3 Year New, \$24,900</p>	 <p><b>2001 Challenger 170C</b>, 170 H.P., 24" P.T.O., 3400 LBS. Net Weight, 1999-2002, 3 Year New, \$24,900</p>	 <p><b>2002 New Holland CR10.55</b>, 10.55 H.P., 24" P.T.O., 3400 LBS. Net Weight, 1999-2002, 3 Year New, \$24,900</p>
 <p><b>Case 825B</b>, 200 H.P., 24" P.T.O., 3400 LBS. Net Weight, 1999-2002, 3 Year New, \$24,900</p>	 <p><b>2002 John Deere 640</b>, 218 H.P., 24" P.T.O., 3400 LBS. Net Weight, 1999-2002, 3 Year New, \$24,900</p>	<p><b>JUST ARRIVED!</b></p>	
 <p><b>Case 825B</b>, 200 H.P., 24" P.T.O., 3400 LBS. Net Weight, 1999-2002, 3 Year New, \$24,900</p>	 <p><b>2002 John Deere 640</b>, 218 H.P., 24" P.T.O., 3400 LBS. Net Weight, 1999-2002, 3 Year New, \$24,900</p>	 <p><b>2002 John Deere 640</b>, 218 H.P., 24" P.T.O., 3400 LBS. Net Weight, 1999-2002, 3 Year New, \$24,900</p>	 <p><b>2002 John Deere 640</b>, 218 H.P., 24" P.T.O., 3400 LBS. Net Weight, 1999-2002, 3 Year New, \$24,900</p>

[illegible][illegible][illegible]