





# Basic Maintenance LITHOSTAR LP 82 ULTRA

Additional cleaning instructions

## 10 Golden Rules

*You need : (warm) tapwater ~ brush ~ sponge (Spontex) ~ rubber gloves*

### **Small maintenance (every 400 m<sup>2</sup>)**

- 1.** Press the  -button to enter the 'inactive' mode.
- 2.** Press the  -button : circulation starts and the cams open.
- 3.** Drain the developer and rinsing trays (circulation will stop when the trays are empty).
- 4.** Open the upper covers and then manually fill the developer and rinsing trays with water.
- 5.** Close the upper covers to restart circulation and then let it run for 15 minutes.
- 6.** Drain the developer and rinsing trays.
- 7.** Remove the rollers 2, 4, 9, 11 & 14 and clean them in a sink with warm water. After that, clean the developer and rinsing trays with the tap water hose with sprayer.
- 8.** Reinstall the rollers and close the drain valves.
- 9.** Terminate maintenance by pressing the  -button.
- 10.** Press the  -button to restart the processor.

### **Full maintenance (every 800 m<sup>2</sup>)**

Proceed as described above for "small maintenance", but apply the maintenance procedure to ALL the trays, to ALL the rollers as well as to the metal strainer.

*Never use detergents, abrasives or chlorinated solvents !*