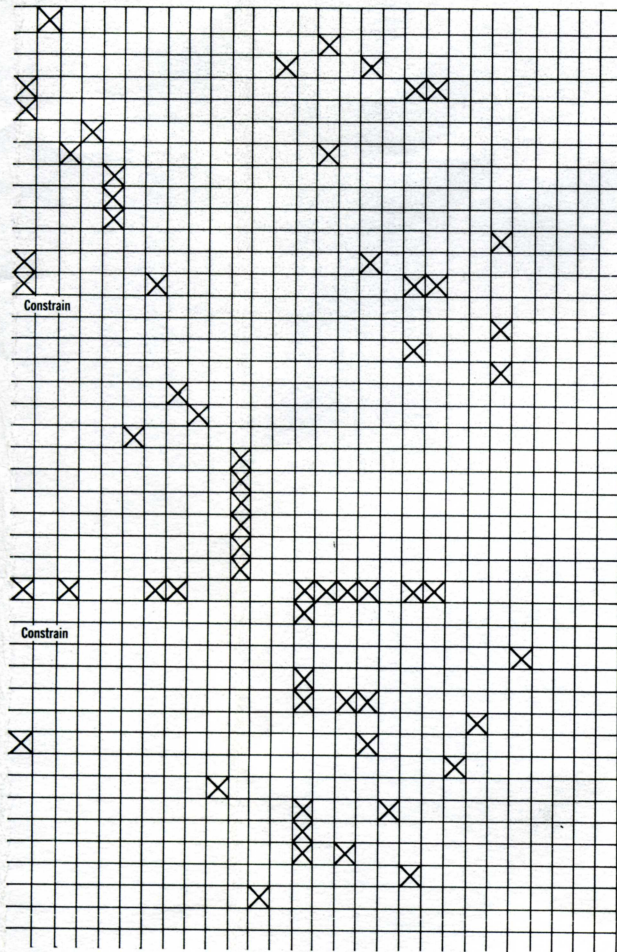
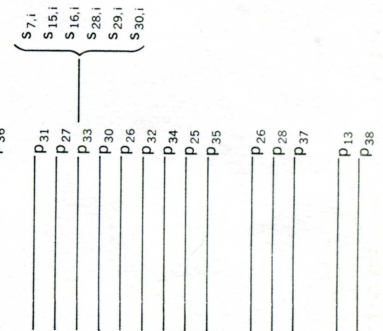


(This diagram will be modified throughout this study to resolve hidden inconsistencies, errors, and omissions. This is not a final document.)

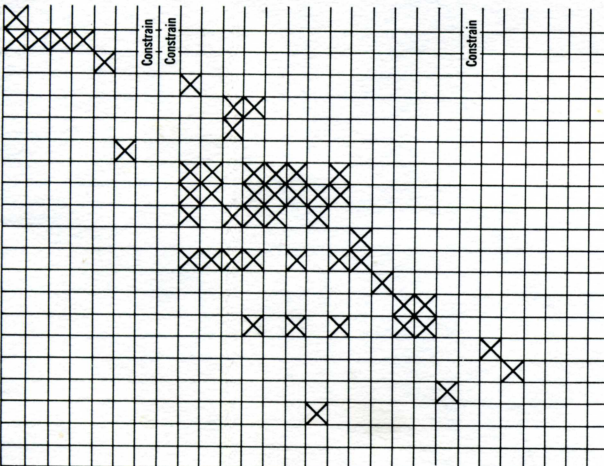


These outputs become input parameters for the next press impression.



INTERMEDIATE OUTPUTS II

- Ink Gloss
- Paper Color Properties
- Ink Color
- Ink Transparency
- Pick, Hickies, Lint
- Ghost Images
- Gloss Ghosting
- Scratches and Smears
- Ink Scum
- Plate Sharpening
- Image Register
- Dot Doubling
- Index of Refraction
- Dot Spread
- Show Through
- Dot Slur
- Ink Film Graininess
- Press Speed
- Ink Film Mottle
- Ink Chalking
- Press Sheet Flatness
- Ink Offset and Blocking
- Streaks
- Number of Impressions



INTERMEDIATE OUTPUTS III

- Ink Gloss
- Ink Color Density
- Pick, Hickies, Lint
- Ink Scum
- Moire Patterns
- Image Register
- Ghost Images
- Halftone Graininess
- Tone Reproduction
- Image Sharpness
- Ink Film Graininess
- Resolving Power
- Press Speed
- Ink Film Mottle
- Halftone Mottle
- Streaks
- Number of Impressions
- Press Sheet Flatness
- Show-Through

PROCESS OUTPUTS

- Ink Gloss
- Ink Color Density
- Pick, Hickies, Spots
- Ink Scum
- Image Register
- Ghost Images
- Halftone Graininess
- Tone Reproduction
- Image Sharpness
- Ink Film Graininess
- Resolving Power
- Press Speed
- Ink Film Mottle
- Halftone Mottle
- Streaks
- Number of Impressions
- Press Sheet Flatness
- Show-Through

