

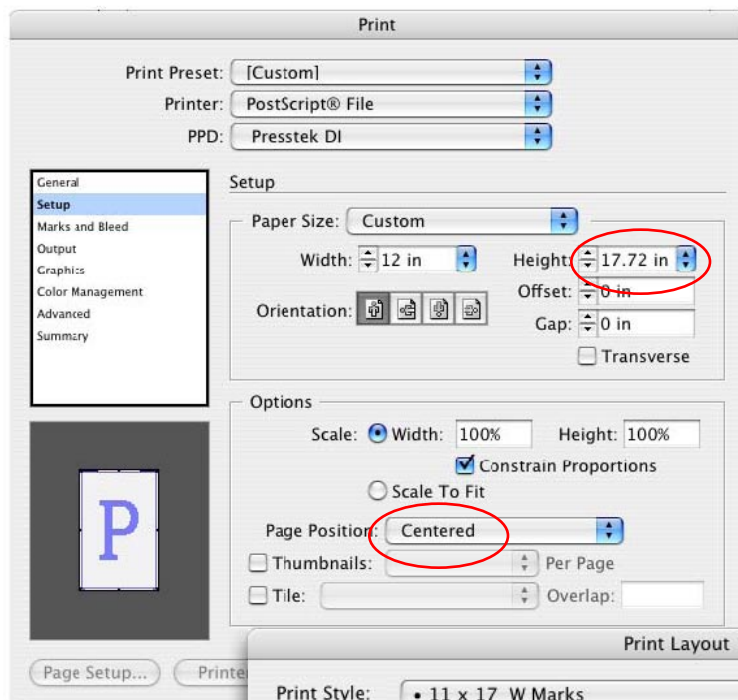
Prepress for the DI® Press

34DI and 52DI presses starts the image 9mm back from the gripper edge of the sheet.
To confirm this measure a printed press sheet and record the number.

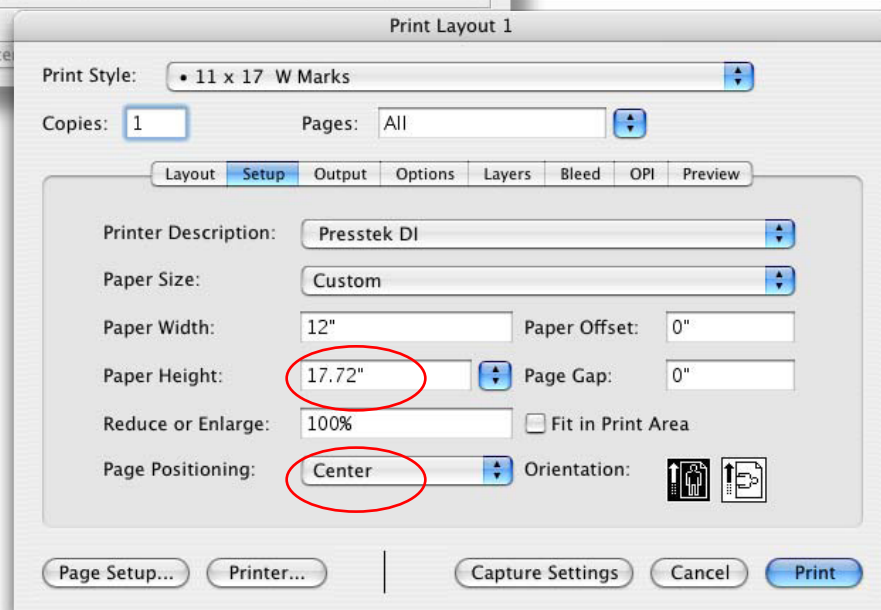
The maximum file size that can be imaged on a 34DI press is 17.72 High x 12.99 wide.

The maximum file size that can be imaged on a 52DI press is 14.76 High x 20.47 wide.

Prepress operators typically add a one inch margin to allow room for application trim and bleed marks. Adding a 1 inch margin to an 11 x 17 document would equal a file size of 12 x 18, this is too big for the 34DI. For an 11x17 document type in 17.72 instead of 18. Set Page Position to centered, this will clip the margins evenly which can be seen in the preview. See screen shots from InDesign and Quark Express below.



Page Setup for InDesign



Page Setup for Quark Express

Building Imposition files for the DI press

Make the document the same size as the paper width, set the height .35 (9 mm) less than the paper height.

Example: Document size for 12" x 18" paper is 12" x 17.65".

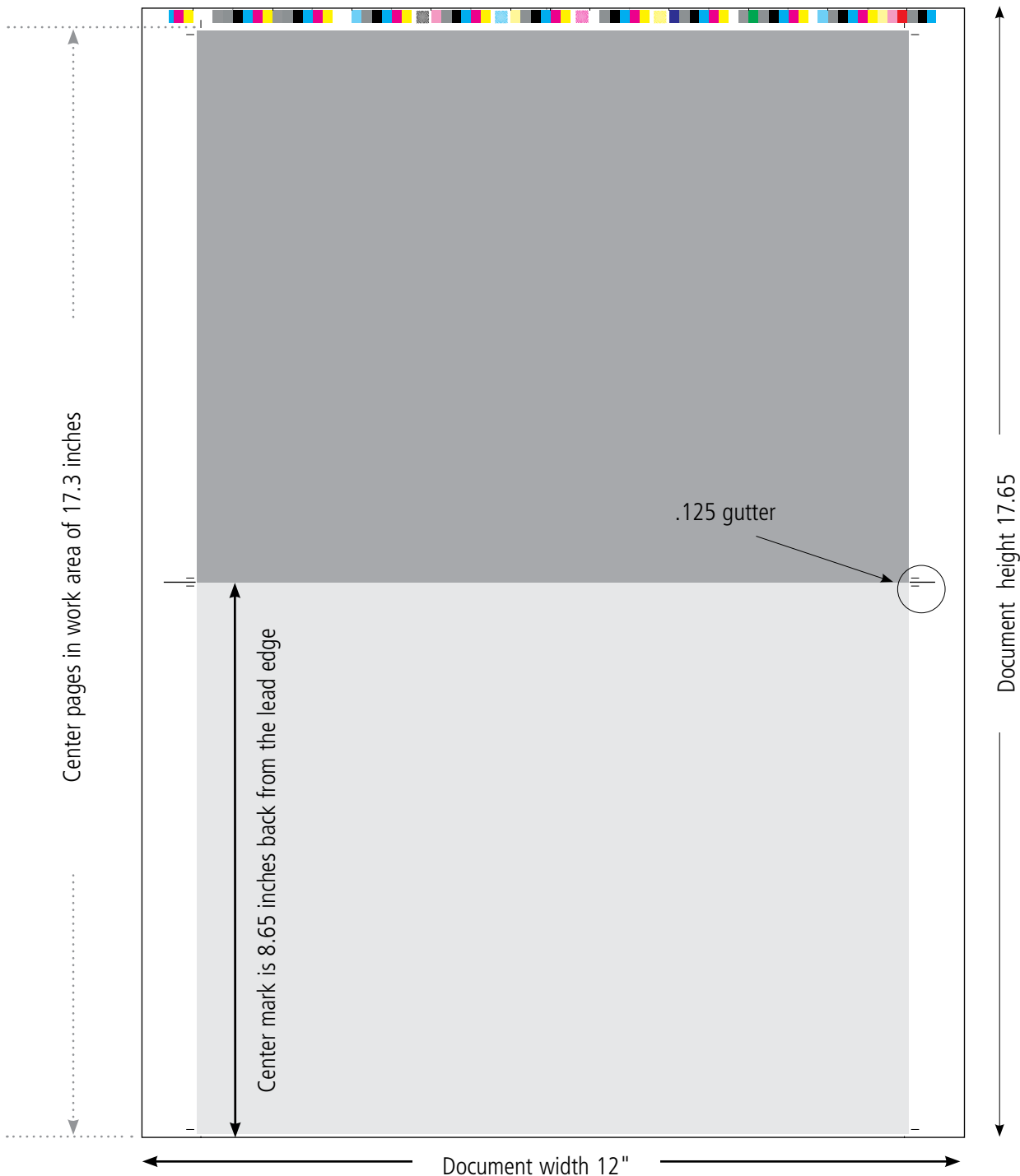
This formula will center a job for a work & tumble on the DI press

Paper height – .70" (gripper x 2) = work area

Center the pages within the work area starting from the lead edge of the sheet.

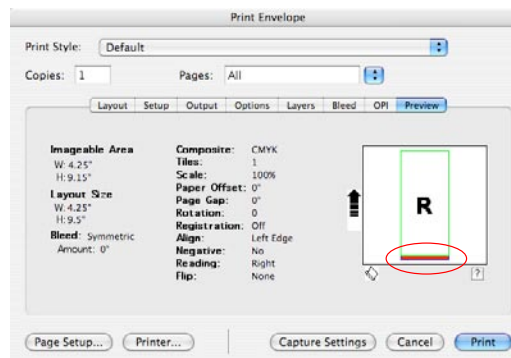
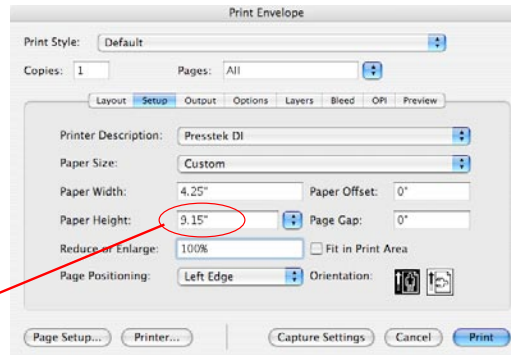
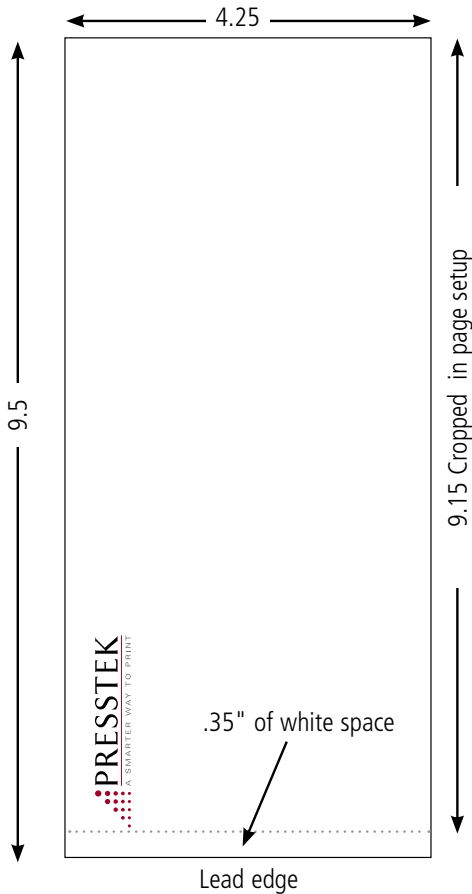
An 8.5 x 11 job with 1/16 bleed will have enough room for 1/4 inch color bar.

The layout below illustrates an 8.5 x 11 document, printing on a 12 x 18 sheet as a work & tumble.



Envelopes

The DI press images .35" (9mm) back from the lead edge of the sheet. When printing an envelope set the page setup -.35" smaller than the height of the envelope. Make sure there is .35" of white space in your document so that you don't clip any live area.

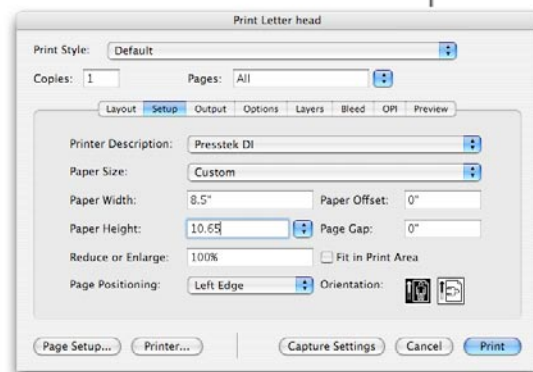


Letterhead

If printing an 8.5 x 11 document on 8.5x11 stock make sure there is .35" of white space at the lead edge.

In the page set up subtract .35" from the paper height. In this case we are running the paper portrait through the press.

Type in 10.65 in the height with page position left.



.35" of white space

Lead edge

