

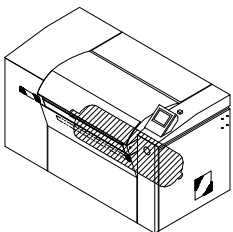
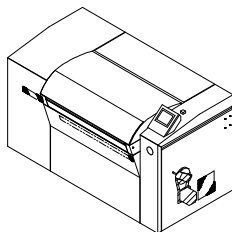
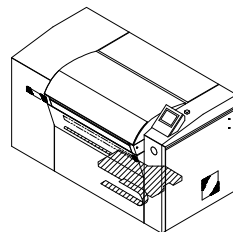
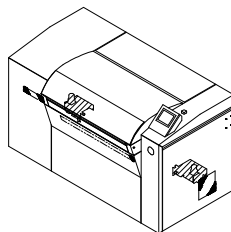
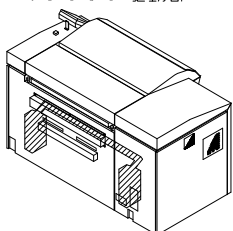
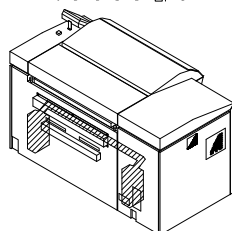
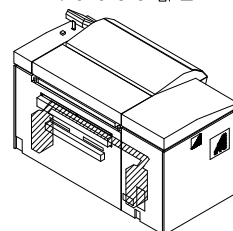
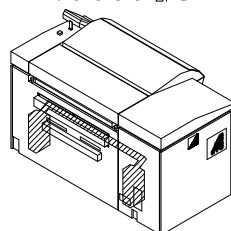
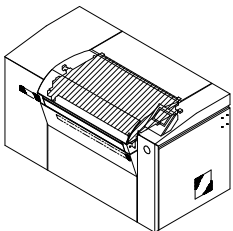
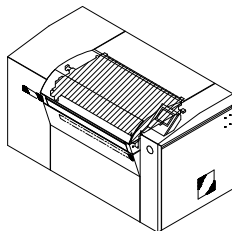
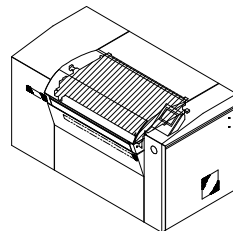
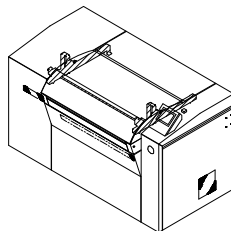
CONTENTS

illust- ration	Japanese title	Title	Web Edit			
			illustration		list	
Fig.001		INDEX 1	R00	- -	---	nothing
Fig.002		INDEX 2	R00	- -	---	nothing
Fig.003		INDEX 3	R00	- -	---	nothing
Fig.010		RECORDING DRUM	R00	- -	R00	- -
Fig.020		MAIN SHAFT	R00	- -	R00	- -
Fig.030		SUB SHAFT	R00	- -	R00	- -
Fig.040		AUTO-BALANCER	R01	10-Apr-2009	R00	- -
Fig.050		CLAMP DRIVER	R00	- -	R00	- -
Fig.060		CLAMP SECTION 1	R00	- -	R00	- -
Fig.070		CLAMP SECTION 2	R00	- -	R00	- -
Fig.080		CLAMP SECTION 3	R00	- -	R00	- -
Fig.090		FEEDING SECTION 1	R00	- -	R00	- -
Fig.100		FEEDING SECTION 2	R00	- -	R00	- -
Fig.110		FEEDING SECTION 3	R00	- -	R00	- -
Fig.120		FEEDING DRIVER	R00	- -	R00	- -
Fig.130		SIDE POSITIONING UNIT	R00	- -	R00	- -
Fig.140		HEAD	R00	- -	R00	- -
Fig.150		FRAME	R00	- -	R00	- -
Fig.160		ELECTRICAL AREA 1	R00	- -	R00	- -
Fig.170		ELECTRICAL AREA 2	R00	- -	R00	- -
Fig.180		OUTER COVER 1	R01	22-Apr-2009	R01	22-Apr-2009
Fig.190		OUTER COVER 2	R00	- -	R00	- -
Fig.200		VACUUM UNIT	R00	- -	R00	- -

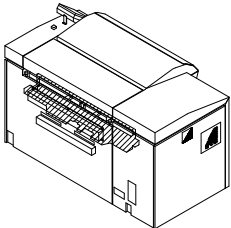
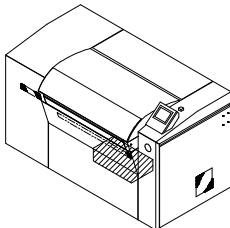
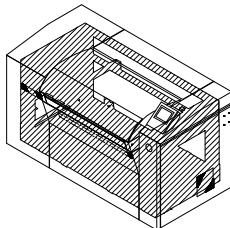
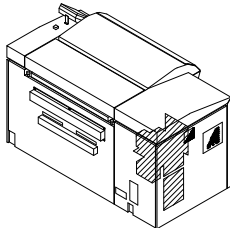
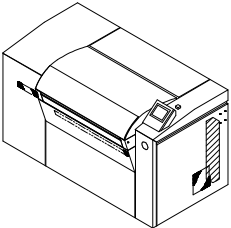
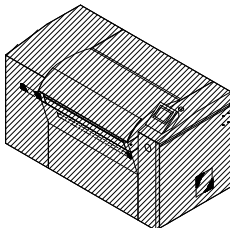
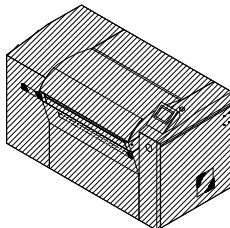
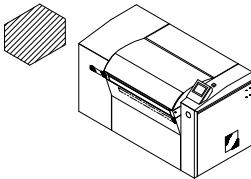
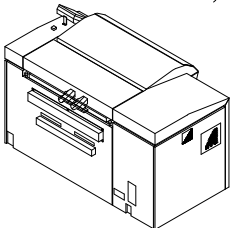
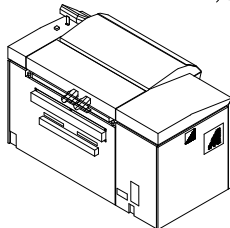
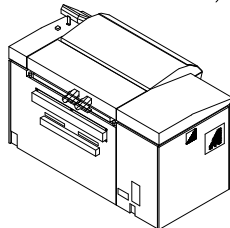
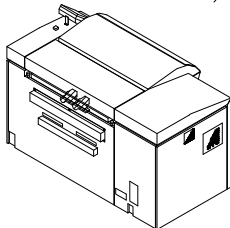
CONTENTS

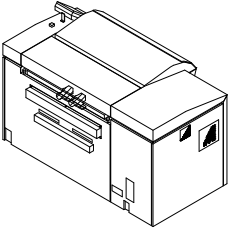
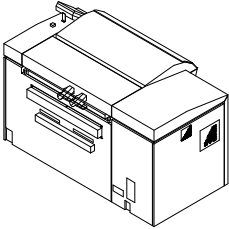
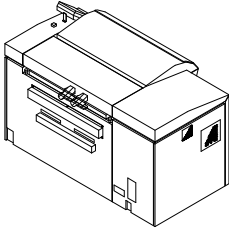
illust- ration	Japanese title	Title	Web Edit			
			illustration		list	
Fig.210		PUNCH [BH]	R00	- -	R00	- -
Fig.220		PUNCH [BH],[DS]	R00	- -	R00	- -
Fig.230		PUNCH [DS]	R00	- -	R00	- -
Fig.240		PUNCH [DS]	R00	- -	R00	- -
Fig.250		PUNCH [DS],[KM]	R00	- -	R00	- -
Fig.260		PUNCH [BH],[PC]	R00	- -	R00	- -
Fig.270		PUNCH [PC]	R00	- -	R00	- -

INDEX for PT-R4300(CODE:F0351T)

<p>Fig.010</p> <ul style="list-style-type: none"> ●RECORDING DRUM ●記録ドラム部 	<p>Fig.020</p> <ul style="list-style-type: none"> ●MAIN SHAFT ●主軸部 	<p>Fig.030</p> <ul style="list-style-type: none"> ●SUB SHAFT ●副軸部 	<p>Fig.040</p> <ul style="list-style-type: none"> ●AUTO-BALANCER ●オートバランサー部 
<p>Fig.050</p> <ul style="list-style-type: none"> ●CLAMP DRIVER ●クランプ駆動部 	<p>Fig.060</p> <ul style="list-style-type: none"> ●CLAMP SECTION 1 ●クランプ部1 	<p>Fig.070</p> <ul style="list-style-type: none"> ●CLAMP SECTION 2 ●クランプ部2 	<p>Fig.080</p> <ul style="list-style-type: none"> ●CLAMP SECTION 3 ●クランプ部3 
<p>Fig.090</p> <ul style="list-style-type: none"> ●FEEDING SECTION 1 ●本体搬送部1 	<p>Fig.100</p> <ul style="list-style-type: none"> ●FEEDING SECTION 2 ●本体搬送部2 	<p>Fig.110</p> <ul style="list-style-type: none"> ●FEEDING SECTION 3 ●本体搬送部3 	<p>Fig.120</p> <ul style="list-style-type: none"> ●FEEDING DRIVER ●搬送駆動部 

INDEX for PT-R4300(CODE:F0351T)

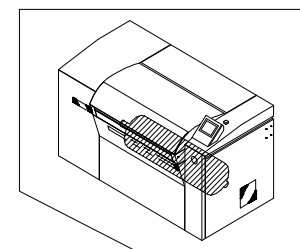
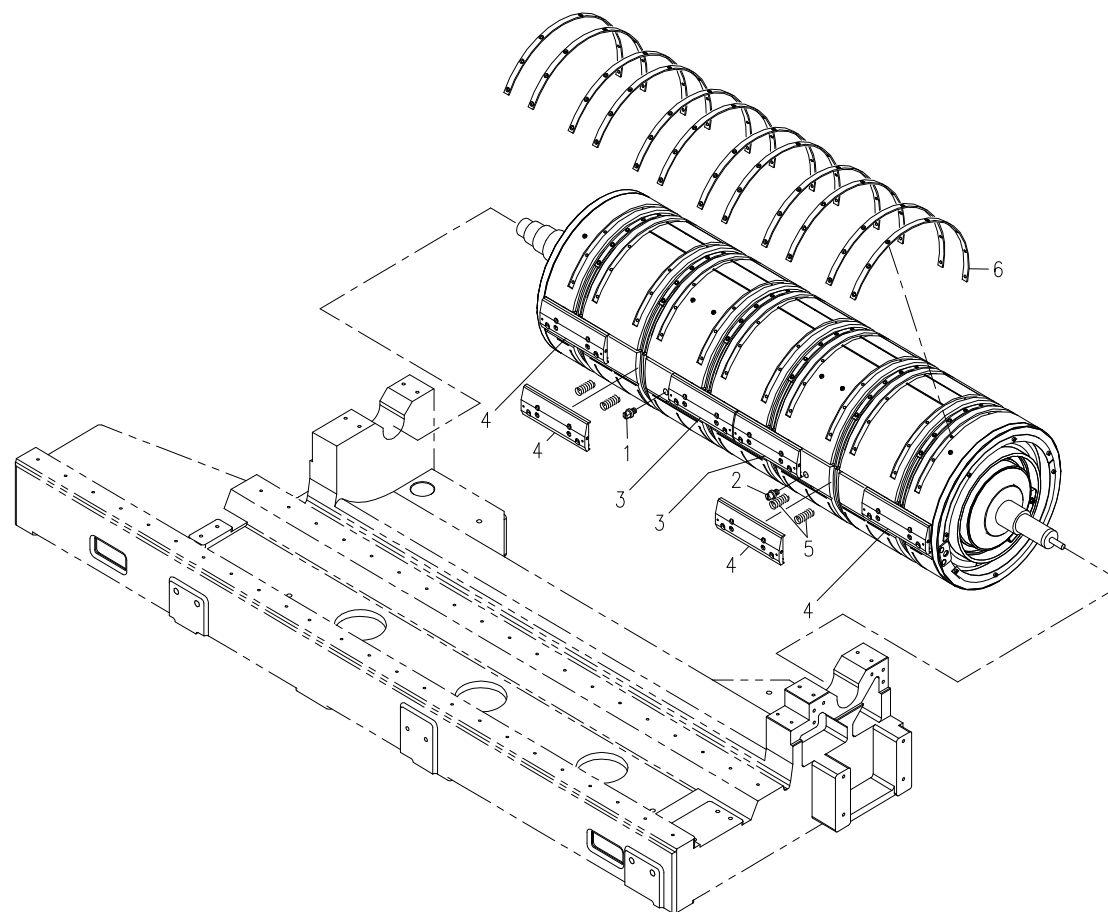
<p>Fig.130</p> <ul style="list-style-type: none"> ●SIDE POSITIONING UNIT ●幅寄せ部 	<p>Fig.140</p> <ul style="list-style-type: none"> ●HEAD ●ヘッド部 	<p>Fig.150</p> <ul style="list-style-type: none"> ●FRAME ●本体フレーム部 	<p>Fig.160</p> <ul style="list-style-type: none"> ●ELECTRICAL AREA 1 ●電装部 1 
<p>Fig.170</p> <ul style="list-style-type: none"> ●ELECTRICAL AREA 2 ●電装部 2 	<p>Fig.180</p> <ul style="list-style-type: none"> ●OUTER COVER 1 ●外装部 1 	<p>Fig.190</p> <ul style="list-style-type: none"> ●OUTER COVER 2 ●外装部 2 	<p>Fig.200</p> <ul style="list-style-type: none"> ●VACUUM UNIT ●バキュームユニット部 
<p>Fig.210</p> <ul style="list-style-type: none"> ●PUNCH(BH) ●パンチ部 (BH) 	<p>Fig.220</p> <ul style="list-style-type: none"> ●PUNCH(BH),(DS) ●パンチ部 (BH),(DS) 	<p>Fig.230</p> <ul style="list-style-type: none"> ●PUNCH(DS) ●パンチ部 (DS) 	<p>Fig.240</p> <ul style="list-style-type: none"> ●PUNCH(DS) ●パンチ部 (DS) 

INDEX for PT-R4300(CODE:F0351T)			
<div>Fig.250</div> <div>●PUNCH(DS),(KM) ●パンチ部 (DS),(KM)</div> <div></div>	<div>Fig.260</div> <div>●PUNCH(BH),(PC) ●パンチ部 (BH),(PC)</div> <div></div>	<div>Fig.270</div> <div>●PUNCH(PC) ●パンチ部 (PC)</div> <div></div>	

PT-R4300

RECORDING DRUM
記録ドラム部

Fig.010-R00



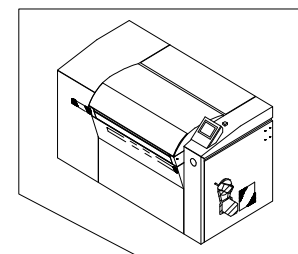
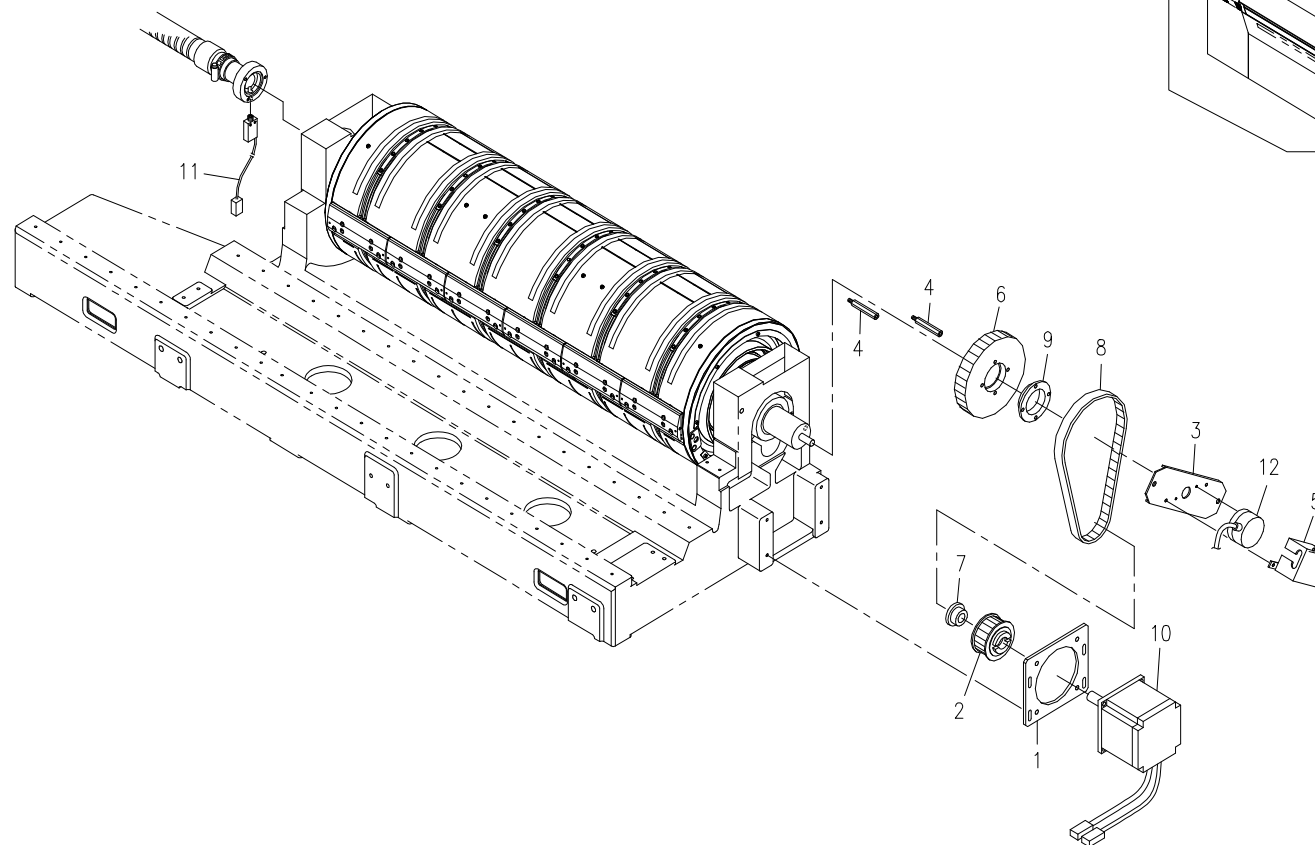
PT-R4300 Web Draw Up 07-Jun-2002 List.010-R00 List Edit - -

[illegible]

PT-R4300

MAIN SHAFT
主軸部

Fig.020-R00



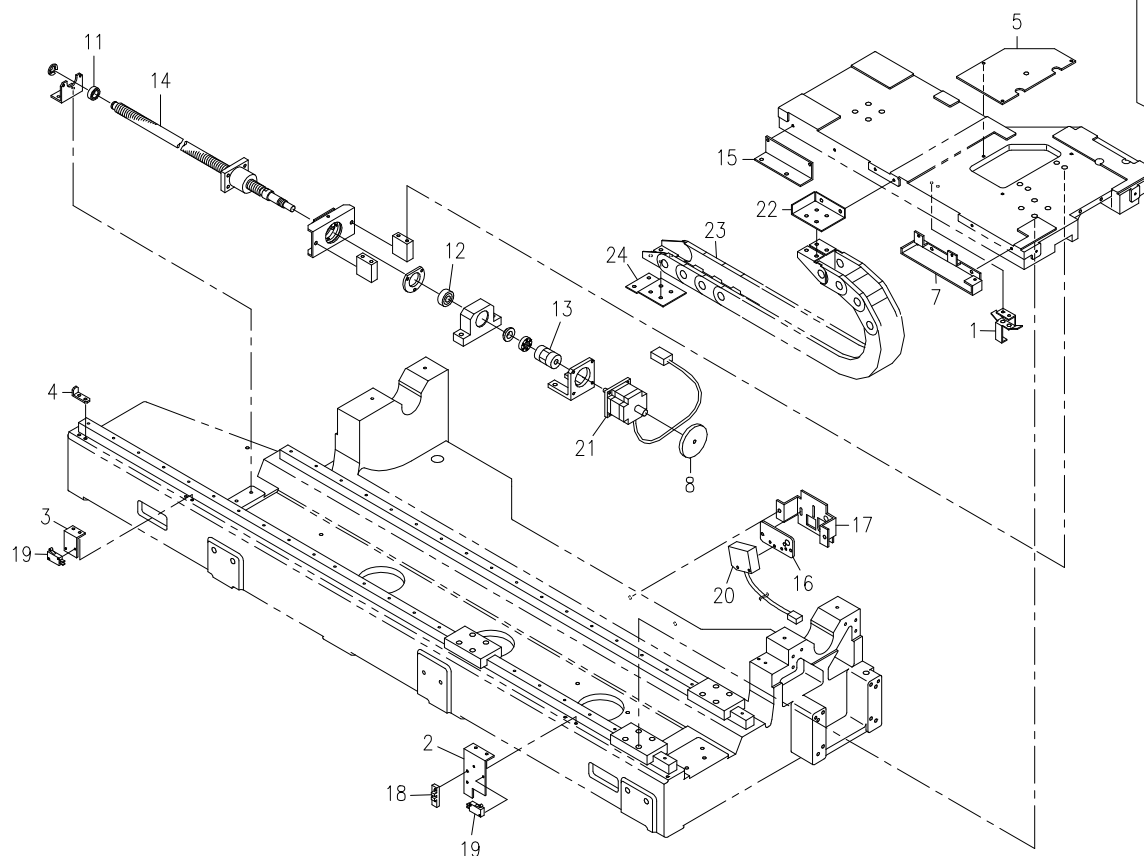
PT-R4300 Web Draw Up 07-Jun-2002 List.020-R00 List Edit - -

[illegible]

PT-R4300

SUB SHAFT
副軸部

Fig.030-R00



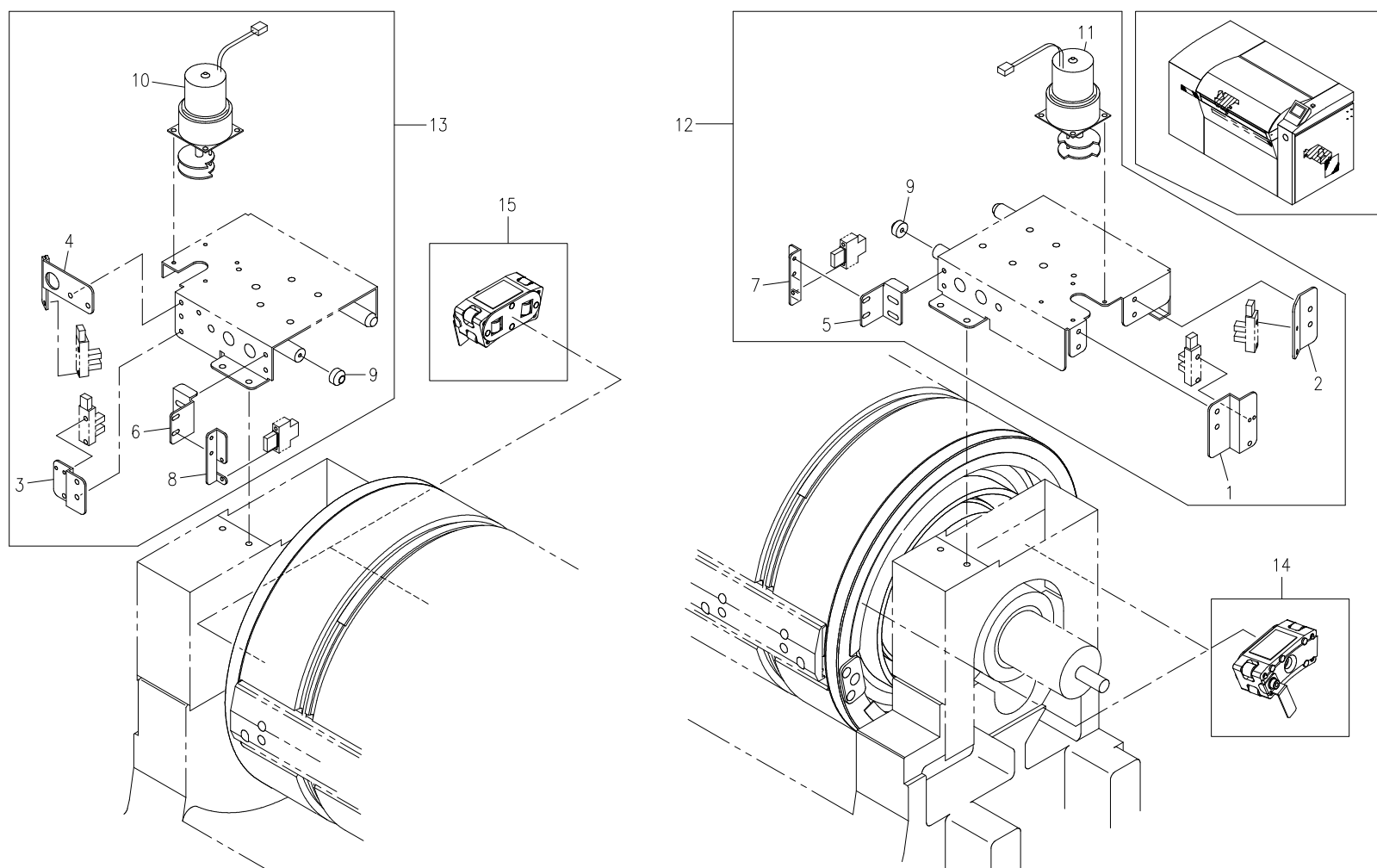
PT-R4300 Web Draw Up 07-Jun-2002 List.030-R00 List Edit - -

[illegible]

PT-R4300

AUTO-BALANCER
オート balancer 部

Fig.040-R01



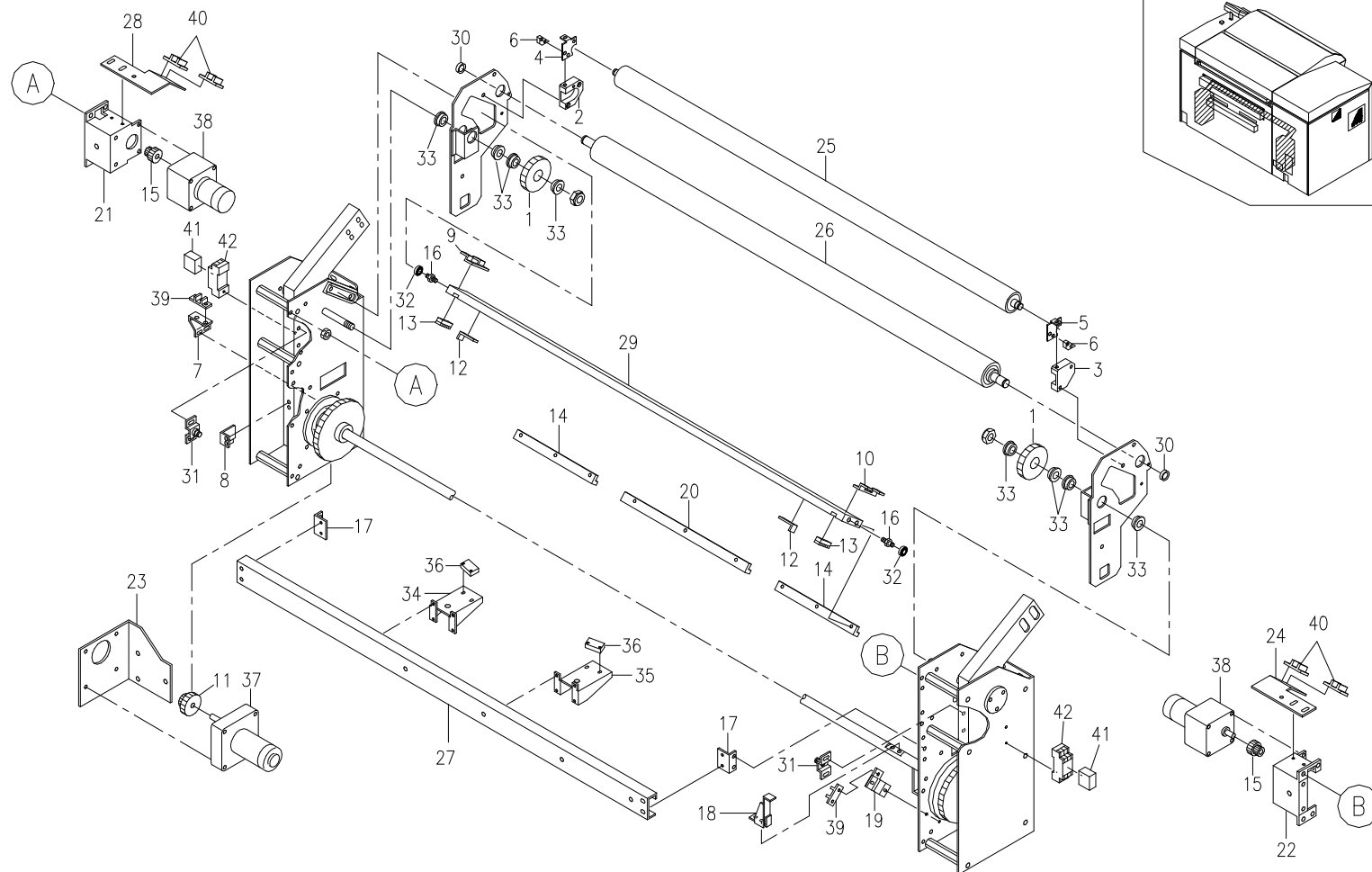
PT-R4300 Web Draw Up 07-Jun-2002 List.040-R00 List Edit - -

[illegible]

PT-R4300

CLAMP DRIVER
クランプ駆動部

Fig.050-R00



PT-R4300 Web Draw Up 07-Jun-2002 List.050-R00 List Edit - -

[illegible]

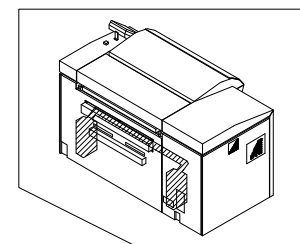
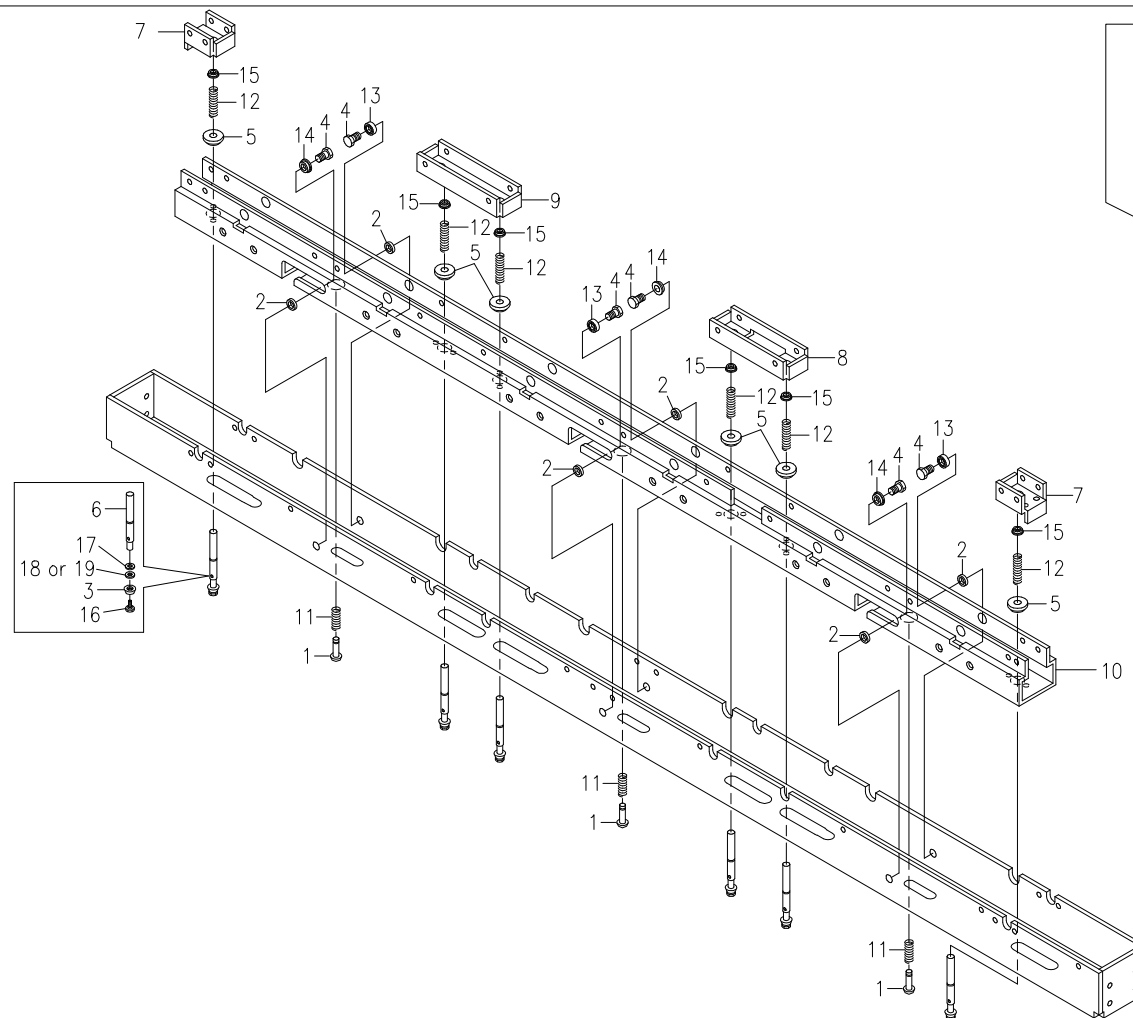
PT-R4300 Web Draw Up 07-Jun-2002 List.050-R00 List Edit - -

	INDEX No.	Part code	Part name	Spacification	Unit	Qty	M.F.G. S/E	E.C.O. S/E	C	Remarks	Marking No.
1	F0351T-050-01-00	70516096-00	IDOL GEAR		(PC)	2					
2	F0351T-050-02-00	70516104-00	POM BEARING(R)		(PC)	1					
3	F0351T-050-03-00	70516105-00	POM BEARING(L)		(PC)	1					
4	F0351T-050-04-00	100007204V00	STOPPER BRACKET(R)		(PC)	1					
5	F0351T-050-05-00	100007203V00	STOPPER BRACKET(L)		(PC)	1					
6	F0351T-050-06-00	100007205V01	ROLLER STOPPER		(PC)	2					
7	F0351T-050-07-00	70516109-00	sensor bracket(2)		(PC)	1					
8	F0351T-050-08-00	70516110-01	CLAMP ARM DOG		(PC)	1					
9	F0351T-050-09-00	70517362-00	STOPPER BRACKET(R)		(PC)	1					
10	F0351T-050-10-00	70517363-00	STOPPER BRACKET(L)		(PC)	1					
11	F0351T-050-11-00	70516116-02	MOTOR GEAR		(PC)	1					
12	F0351T-050-12-00	70516117-01	DOG		(PC)	2					
13	F0351T-050-13-00	70516118-00	RACK		(PC)	2					
14	F0351T-050-14-00	100022804V00	FRONT PAD		(PC)	2					
15	F0351T-050-15-00	70516120-00	DRIVE GEAR		(PC)	2					
16	F0351T-050-16-00	70516121-00	BEARING SHAFT		(PC)	4					
17	F0351T-050-17-00	70517243-00	STAY BRACKET		(PC)	2					
18	F0351T-050-18-00	70517897-00	DOG		(PC)	1					
19	F0351T-050-19-00	70517246-01	SENSOR BRACKET(ARM)		(PC)	1					
20	F0351T-050-20-00	100022805V00	FRONT PAD		(PC)	1					
21	F0351T-050-21-00	70407523-01	MOTOR BRACKET(R)		(PC)	1					
22	F0351T-050-22-00	70407522-01	MOTOR BRACKET(L)		(PC)	1					
23	F0351T-050-23-00	70408024-02	ARM MOTOR BRACKET		(PC)	1					
24	F0351T-050-24-00	70408384-00	SENSOR BRACKET(A)		(PC)	1					
25	F0351T-050-25-00	U1250028-00 F	UNIT		(PCK)	1					

PT-R4300

CLAMP SECTION 1
クランプ部1

Fig.060-R00



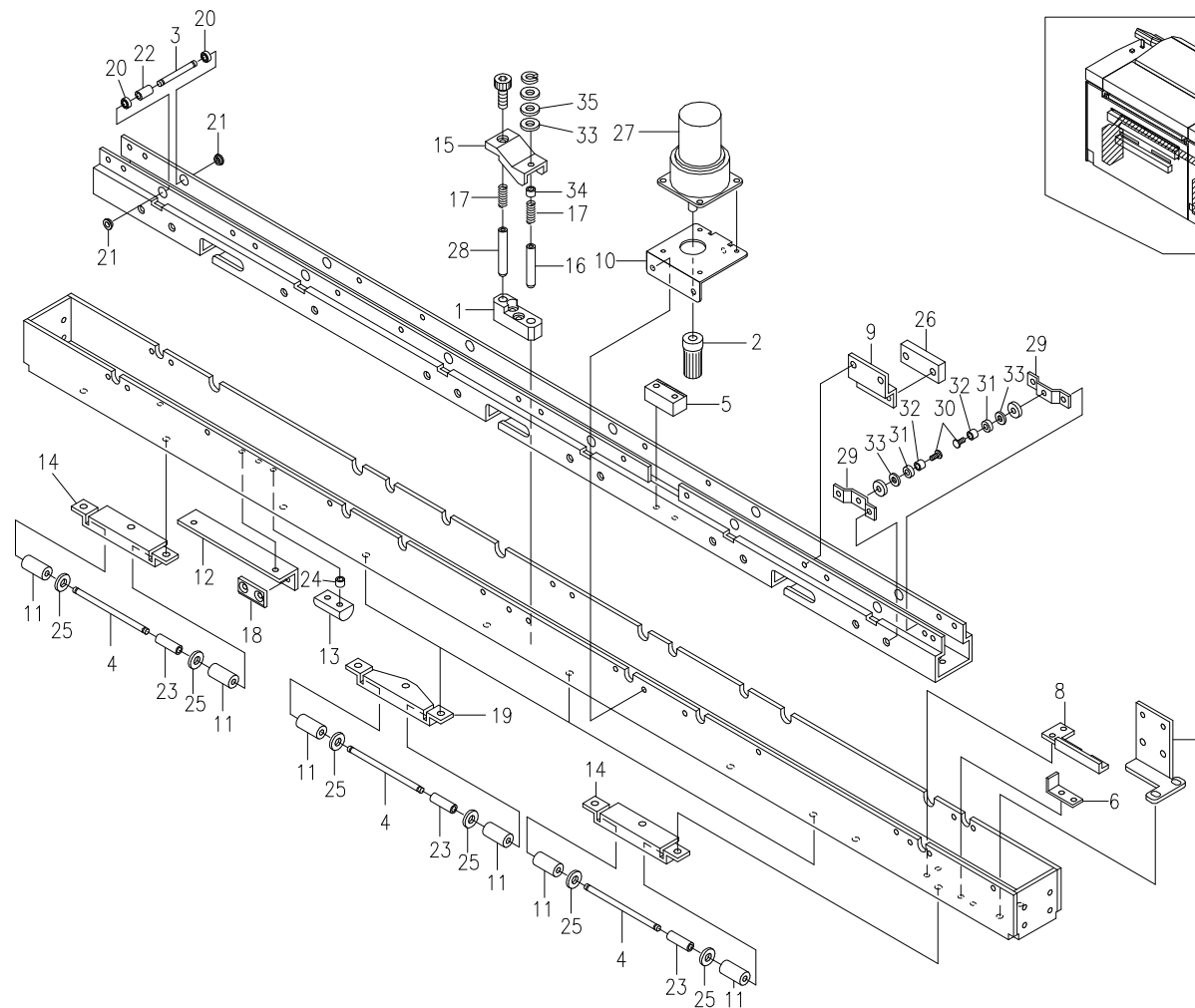
PT-R4300 Web Draw Up 07-Jun-2002 List.060-R00 List Edit - -

[illegible]

PT-R4300

CLAMP SECTION 2
クランプ部2

Fig.070-R00



PT-R4300 Web Draw Up 07-Jun-2002 List.070-R00 List Edit - -

	INDEX No.	Part code	Part name	Spacification	Unit	Qty	M.F.G. S/E	E.C.O. S/E	C	Remarks	Marking No.
1	F0351T-070-01-00	70518386-00	GUIDE BLOCK		(PC)	6					
2	F0351T-070-02-00	70516404-01	PINION		(PC)	1					
3	F0351T-070-03-00	70516834-00	ROLLAR SHAFT		(PC)	6					
4	F0351T-070-04-00	70516835-00	SHAFT		(PC)	6					
5	F0351T-070-05-00	70516836-00	RUCK		(PC)	1					
6	F0351T-070-06-00	70516837-00	STOPPER BRACKET		(PC)	1					
7	F0351T-070-07-00	70516841-00	SENSOR BRACKET		(PC)	1					
8	F0351T-070-08-00	100009792V01	SENSOR DOG		(PC)	1					
9	F0351T-070-09-00	70516846-01	PHOTOSENSOR BRACKET(2)		(PC)	3					
10	F0351T-070-10-00	70516847-01	MOTOR BASE		(PC)	1					
11	F0351T-070-11-00	70516848-00	ROLLAR (FRONT)		(PC)	12					
12	F0351T-070-12-00	70517282-01	FRONT STOPPER PLATE		(PC)	3					
13	F0351T-070-13-00	70517283-00	RUBBER(BACK)	NBR 11.5*9.5*25	(PC)	6					
14	F0351T-070-14-00	70407640-01	SUPPORT BRACKET(A)		(PC)	2					
15	F0351T-070-15-00	70518390-02	HIT GUIDE		(PC)	6					
16	F0351T-070-16-00	70517462-03	FOOK LEVER		(PC)	6					
17	F0351T-070-17-00	70518384-00	NEW COIL SPRING		(PC)	12					
18	F0351T-070-18-00	70517471-00	FRONT STOPPER SPACER		(PC)	6					
19	F0351T-070-19-00	70407641-01	SUPPOET BRACKET(B)		(PC)	4					
20	F0351T-070-20-00	70585414-00	MINITURE BALL BEARING		(PC)	12					
21	F0351T-070-21-00	70581079	SOLID SLEEVE BEARING		(PC)	12					
22	F0351T-070-22-00	70585415-00	SPACER	NOMINAL SIZE 4 L=10	(PC)	6					
23	F0351T-070-23-00	70582772-00	SPACER	NOMINAL SIZE 4 L=20	(PC)	6					
24	F0351T-070-24-00	70585485-00	SPACER	NOMINAL SIZE 3 L=3.5	(PC)	12					
25	F0351T-070-25-00	620516	PLASTIC WASHER	STW-FT40 T0.5	(PC)	24					

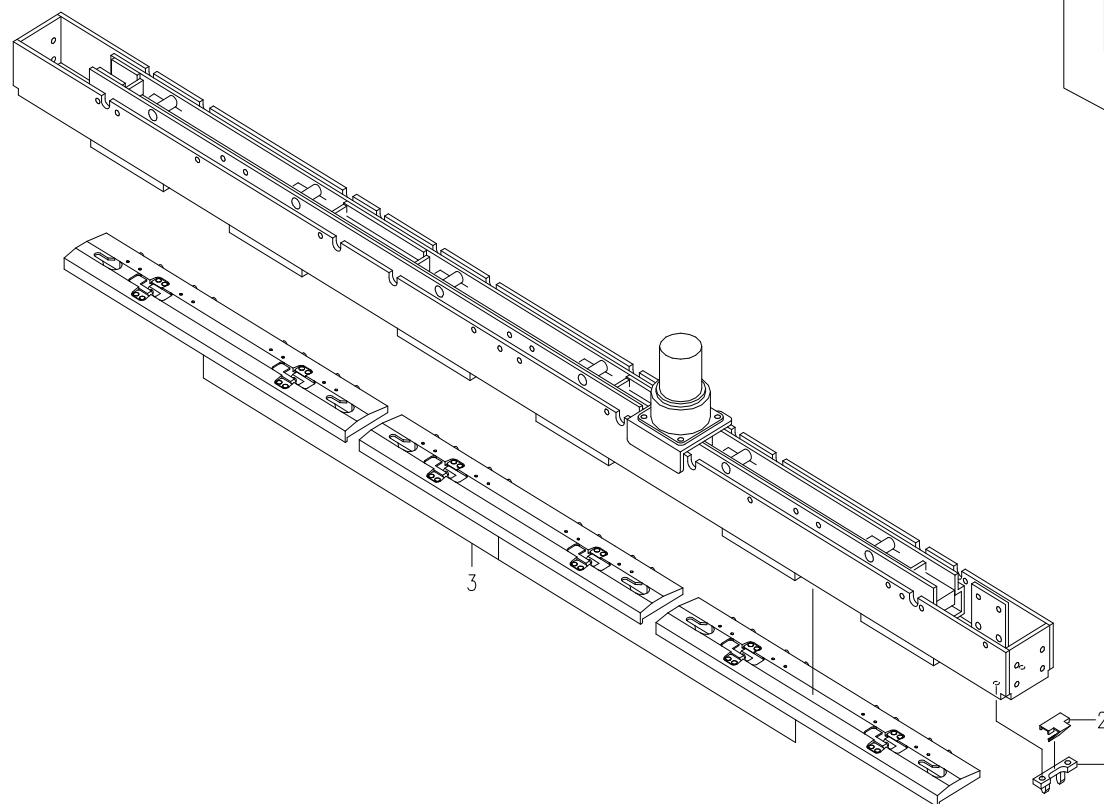
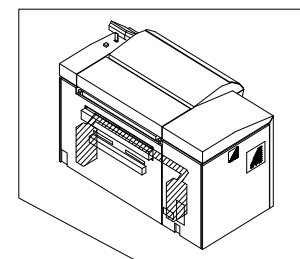
PT-R4300 Web Draw Up 07-Jun-2002 List.070-R00 List Edit - -

[illegible]

PT-R4300

CLAMP SECTION 3
クランプ部3

Fig.080-R00



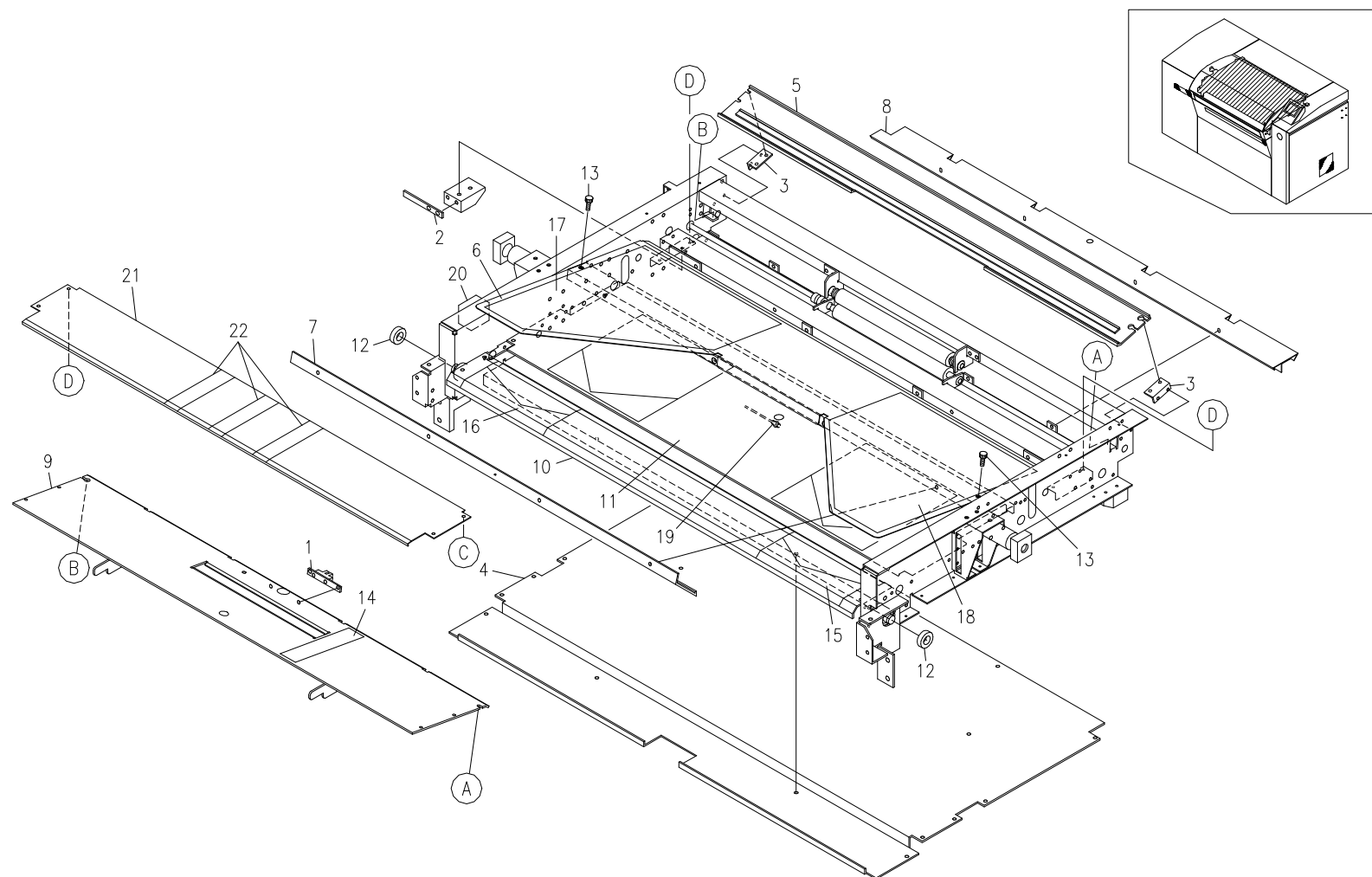
PT-R4300 Web Draw Up 07-Jun-2002 List.080-R00 List Edit - -

[illegible]

PT-R4300

FEEDING SECTION 1
本体搬送部 1

Fig.090-R00



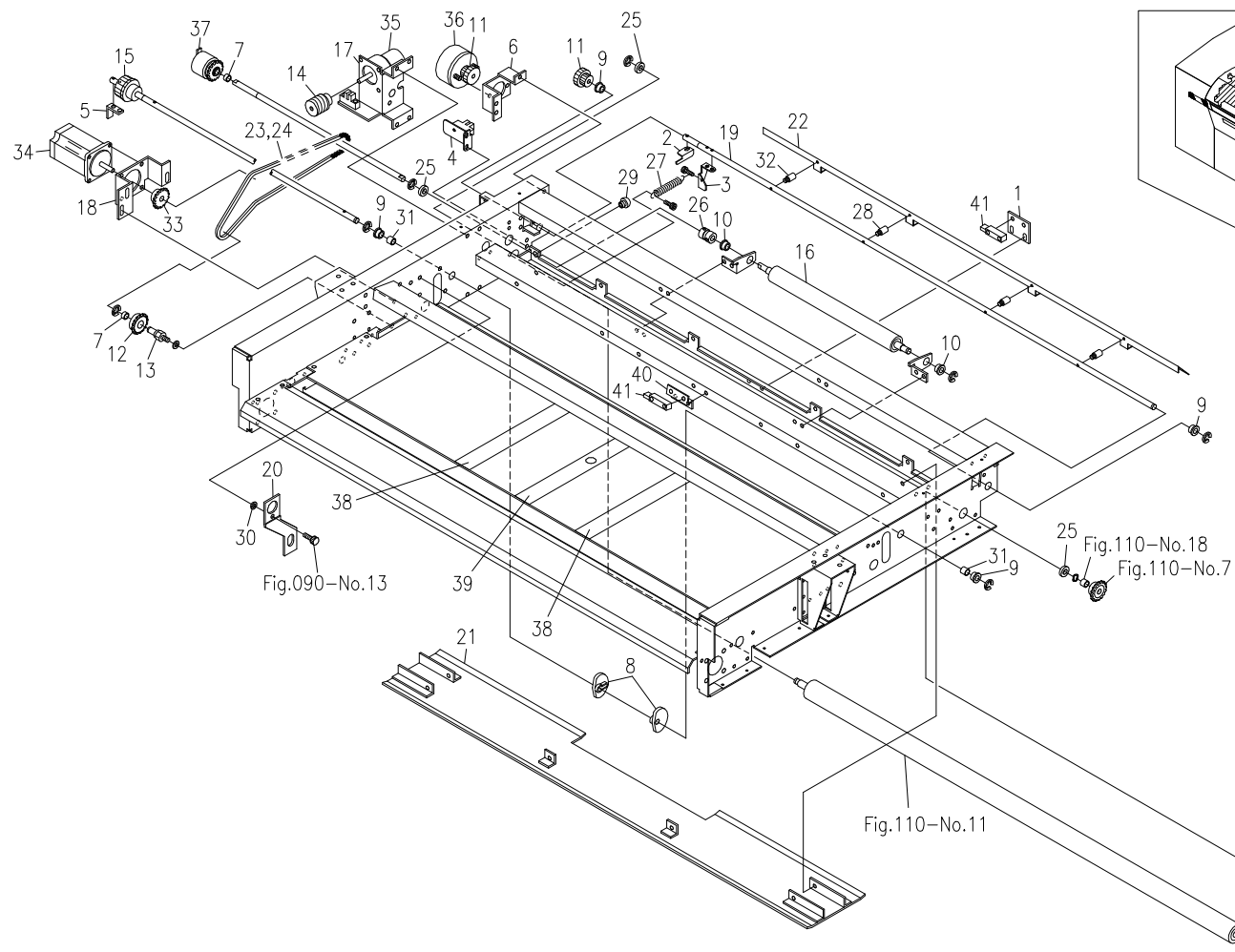
PT-R4300 Web Draw Up 07-Jun-2002 List.090-R00 List Edit - -

[illegible]

PT-R4300

FEEDING SECTION 2
本体搬送部2

Fig.100-R00



PT-R4300 Web Draw Up 07-Jun-2002 List.100-R00 List Edit - -

	INDEX No.	Part code	Part name	Spacification	Unit	Qty	M.F.G. S/E	E.C.O. S/E	C	Remarks	Marking No.
1	F0351T-100-01-00	70516073-00	SENSOR BRACKET(1)		(PC)	1					
2	F0351T-100-02-00	70516080-01	SENSOR FLAG		(PC)	1					
3	F0351T-100-03-00	100021816V00	SHUTTER STOPPER		(PC)	1					
4	F0351T-100-04-00	100021819V00	SENSOR BRACKET 1		(PC)	1					
5	F0351T-100-05-00	70517059-01	SENSOR DOG H		(PC)	1					
6	F0351T-100-06-00	70517106-01	SOLENOID BRACKET		(PC)	1					
7	F0351T-100-07-00	70585548-00	SPACER	8 L=5.5	(PC)	4					
8	F0351T-100-08-00	70510812-01	SQUEEZE DRIVING CAM		(PC)	2					
9	F0351T-100-09-00	70517568-00	DRIVE AXIS		(PC)	4					
10	F0351T-100-10-00	70517572-01	SHAFT		(PC)	2					
11	F0351T-100-11-00	70584191-00	25T GEAR		(PC)	2					
12	F0351T-100-12-00	70517573-00	SPROCKET		(PC)	3					
13	F0351T-100-13-00	70517579-00	TENSION SHAFT		(PC)	2					
14	F0351T-100-14-00	70517570-00	WORM GEAR		(PC)	1					
15	F0351T-100-15-00	70517571-00	WORM WHEEL		(PC)	1					
16	F0351T-100-16-00	70407244-01	EXIT ROLLER 2		(PC)	1					
17	F0351T-100-17-00	70407769-01	DC MOTOR BRACKET		(PC)	1					
18	F0351T-100-18-00	70408173-00	PM MOTOR BRACKET		(PC)	1					
19	F0351T-100-19-00	70407772-02	SHUTTER SHAFT		(PC)	1					
20	F0351T-100-20-00	70407932-02	ROLLER HOOK		(PC)	1					
21	F0351T-100-21-00	70302995-02	STAY GUIDE		(PC)	1					
22	F0351T-100-22-00	70201803-04	SHUTTER 3		(PC)	1					
23	F0351T-100-23-00	70585520-00	CHAIN		(PC)	1					
24	F0351T-100-24-00	086100011.	CHAIN JOINT LINK		(PC)	2					
25	F0351T-100-25-00	70583910-00	MINIATURE BEARING		(PC)	12					

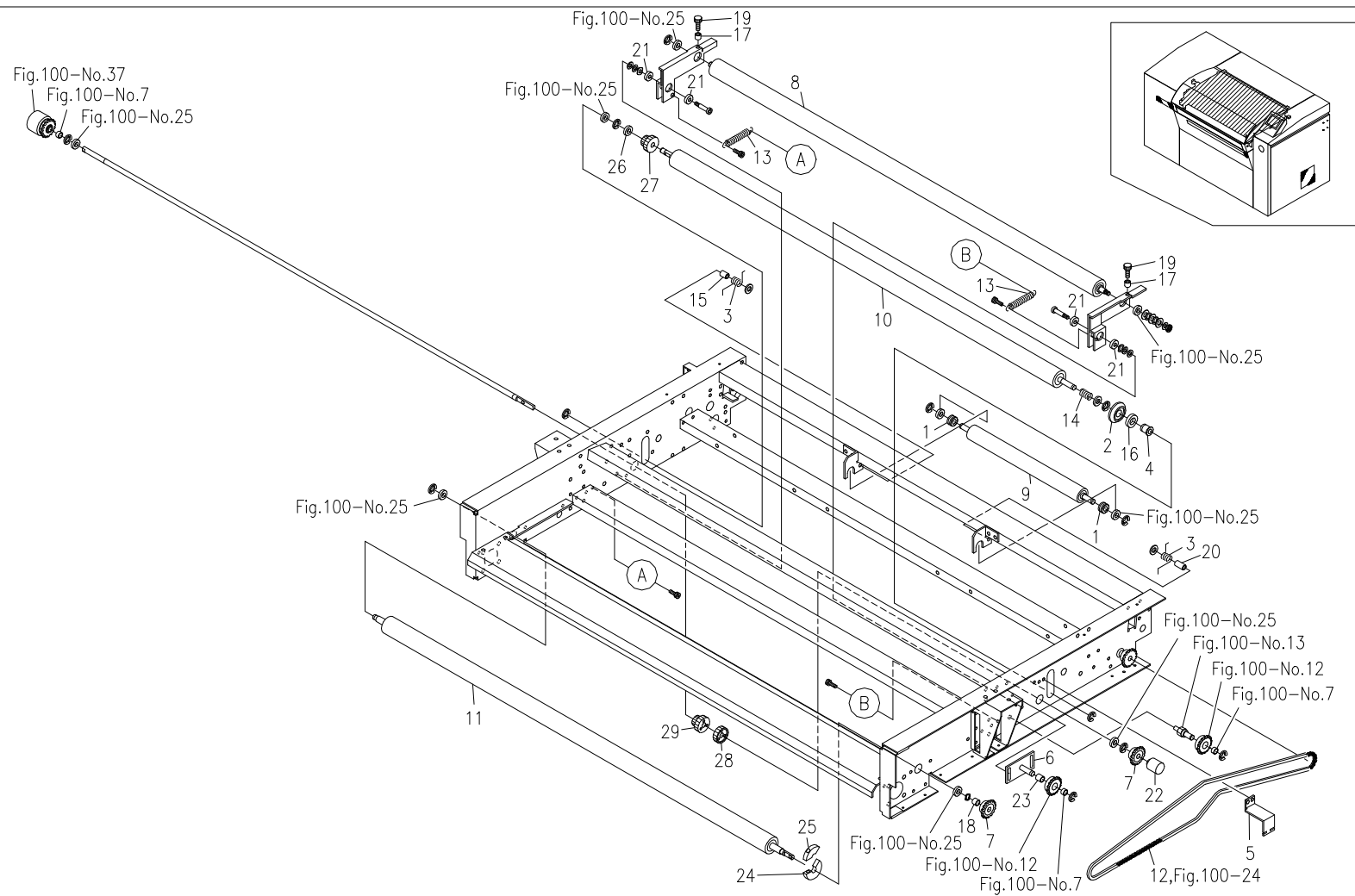
PT-R4300 Web Draw Up 07-Jun-2002 List.100-R00 List Edit - -

[illegible]

PT-R4300

FEEDING SECTION 3
本体搬送部3

Fig.110-R00



PT-R4300 Web Draw Up 07-Jun-2002 List.110-R00 List Edit - -

	INDEX No.	Part code	Part name	Spacification	Unit	Qty	M.F.G. S/E	E.C.O. S/E	C	Remarks	Marking No.
1	F0351T-110-01-00	70513776-00	SPRING COLLAR		(PC)	2					
2	F0351T-110-02-00	70517052-01	PRESSURE RING		(PC)	1					
3	F0351T-110-03-00	70517061-00	TORSION COIL SPRING 2		(PC)	2					
4	F0351T-110-04-00	70517436-00	SLEEVE		(PC)	1					
5	F0351T-110-05-00	70517454-00	LIMITTER BRACKET		(PC)	1					
6	F0351T-110-06-00	70517567-01	Tension Shaft		(PC)	1					
7	F0351T-110-07-00	70517569-00	SPROCKET		(PC)	3					
8	F0351T-110-08-00	70407241-01	TRANSFER ROLLER 1(UPPER)		(PC)	1					
9	F0351T-110-09-00	70407242-01	EXIT ROLLER 1		(PC)	1					
10	F0351T-110-10-00	70408376-01	TRANSFER ROLLER 1(BELOW)		(PC)	1					
11	F0351T-110-11-00	70407245-01	TRANSFER ROLLER 2(BELOW)		(PC)	2					
12	F0351T-110-12-00	100026928V00	Chain	#25-151Link	(PC)	1					
13	F0351T-110-13-00	70585489-00	COIL SPRING		(PC)	2					
14	F0351T-110-14-00	70584872-00	COMPRESSION SPRING		(PC)	1					
15	F0351T-110-15-00	70583468-00	SPACER	4ER-12.5	(PC)	1					
16	F0351T-110-16-00	70588536-00	BEARING		(PC)	1					
17	F0351T-110-17-00	70583158-00	SPACER FOR PCB	EP-5	(PC)	2					
18	F0351T-110-18-00	70585487-00	SPACER	8 L=8	(PC)	2					
19	F0351T-110-19-00	18040164	UREA RESIN DECORATIVE SCREW	UREA (WHT) NO.1-M3-L8	(PC)	2					
20	F0351T-110-20-00	70585452-00	SPACER	4ER-17.5	(PC)	1					
21	F0351T-110-21-00	70585453-00	MINITURE BEARING		(PC)	4					
22	F0351T-110-22-00	08300019.	POWDER LIMITTER		(PC)	1					
23	F0351T-110-23-00	70585547-00	SPACER	8 L=10.5	(PC)	1					
24	F0351T-110-24-00	70517872-01	HANDLE		(PC)	1					
25	F0351T-110-25-00	70517873-01	HANDLE		(PC)	1					

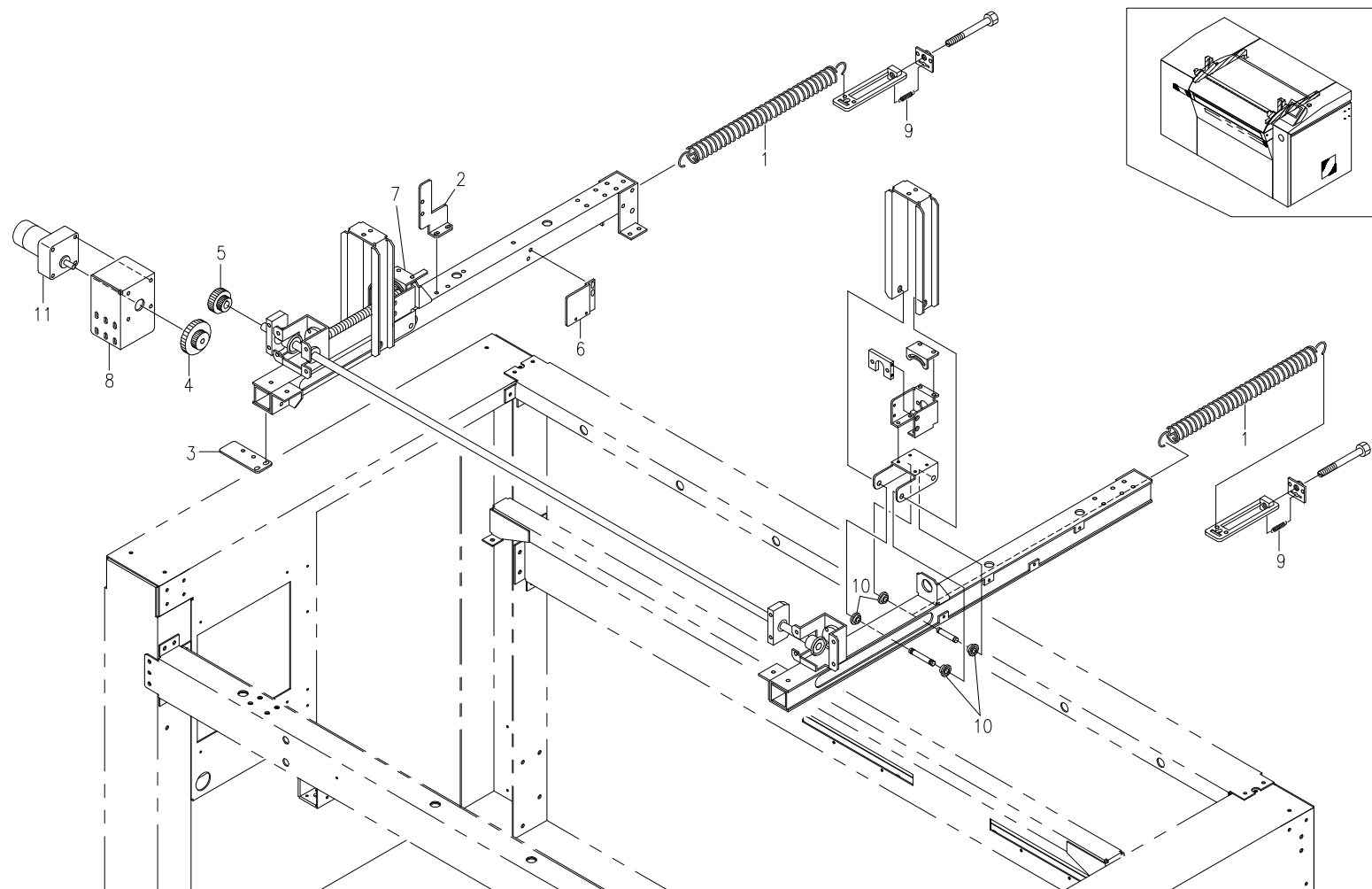
PT-R4300 Web Draw Up 07-Jun-2002 List.110-R00 List Edit - -

[illegible]

PT-R4300

FEEDING DRIVER
搬送駆動部

Fig.120-R00



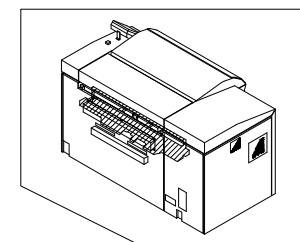
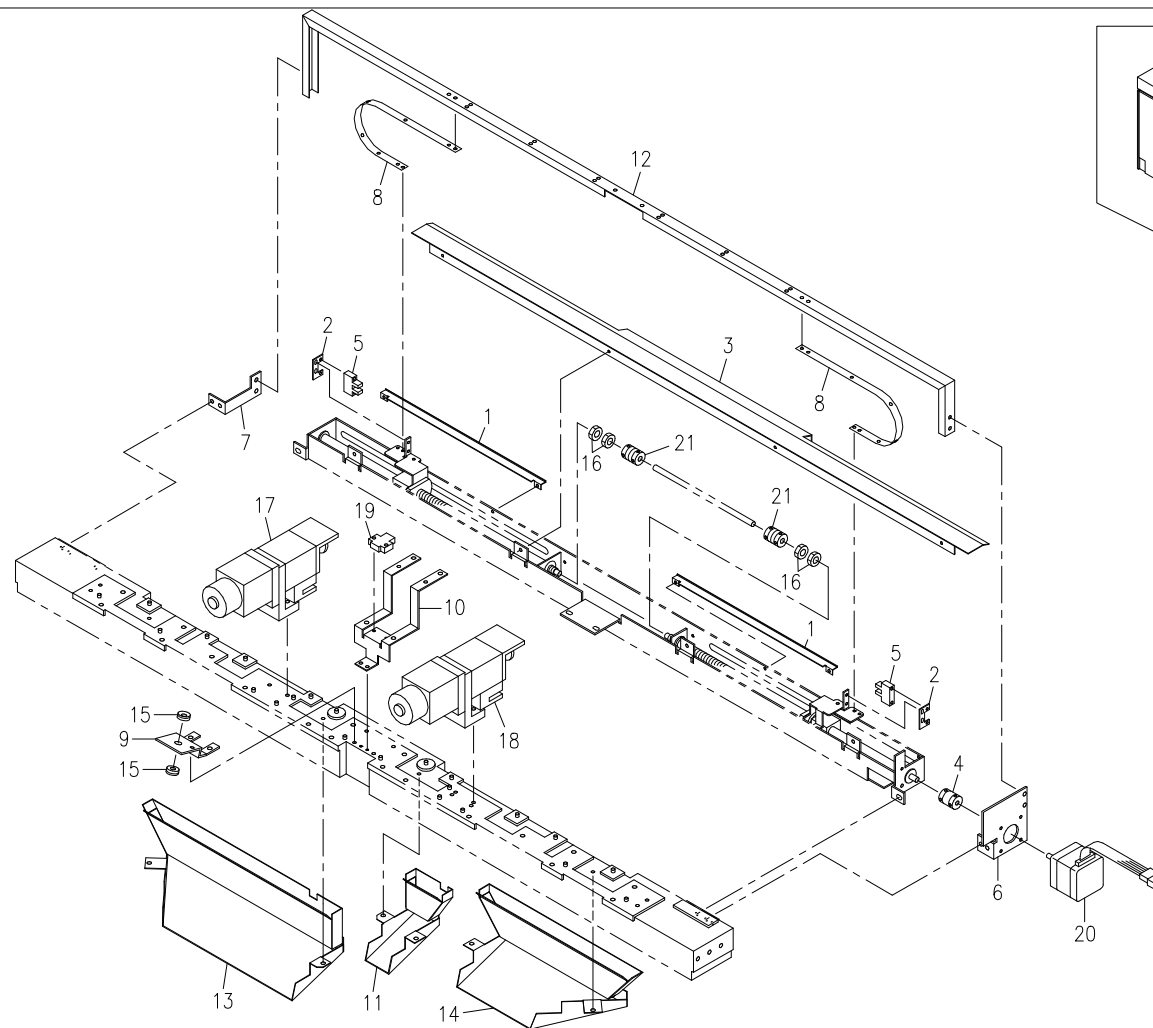
PT-R4300 Web Draw Up 07-Jun-2002 List.120-R00 List Edit - -

[illegible]

PT-R4300

SIDE POSITIONING UNIT
幅寄せ部

Fig.130-R00

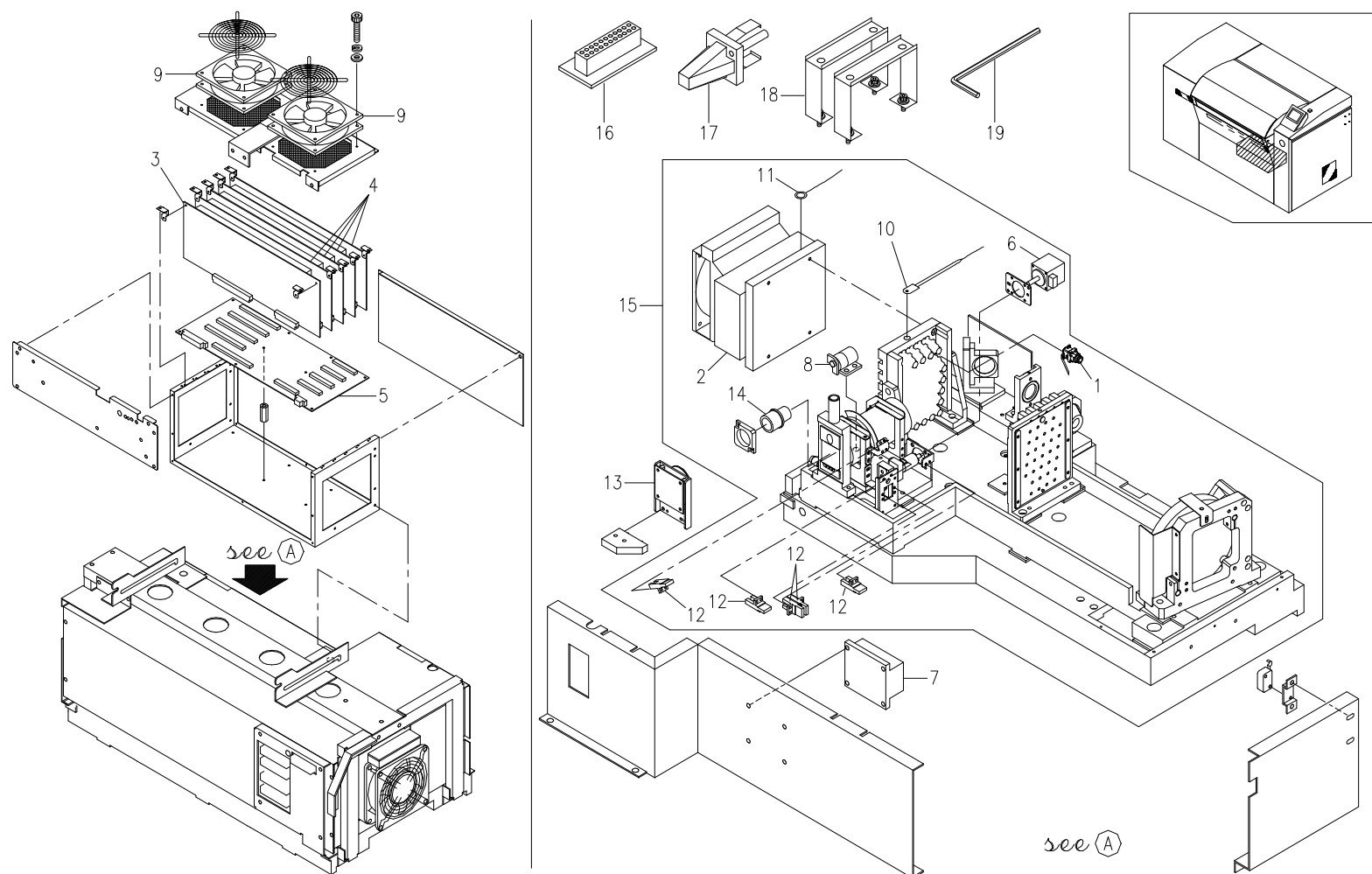


PT-R4300 Web Draw Up 07-Jun-2002 List.130-R00 List Edit - -

[illegible]

PT-R4300 HEAD
ヘッド部

Fig.140-R00



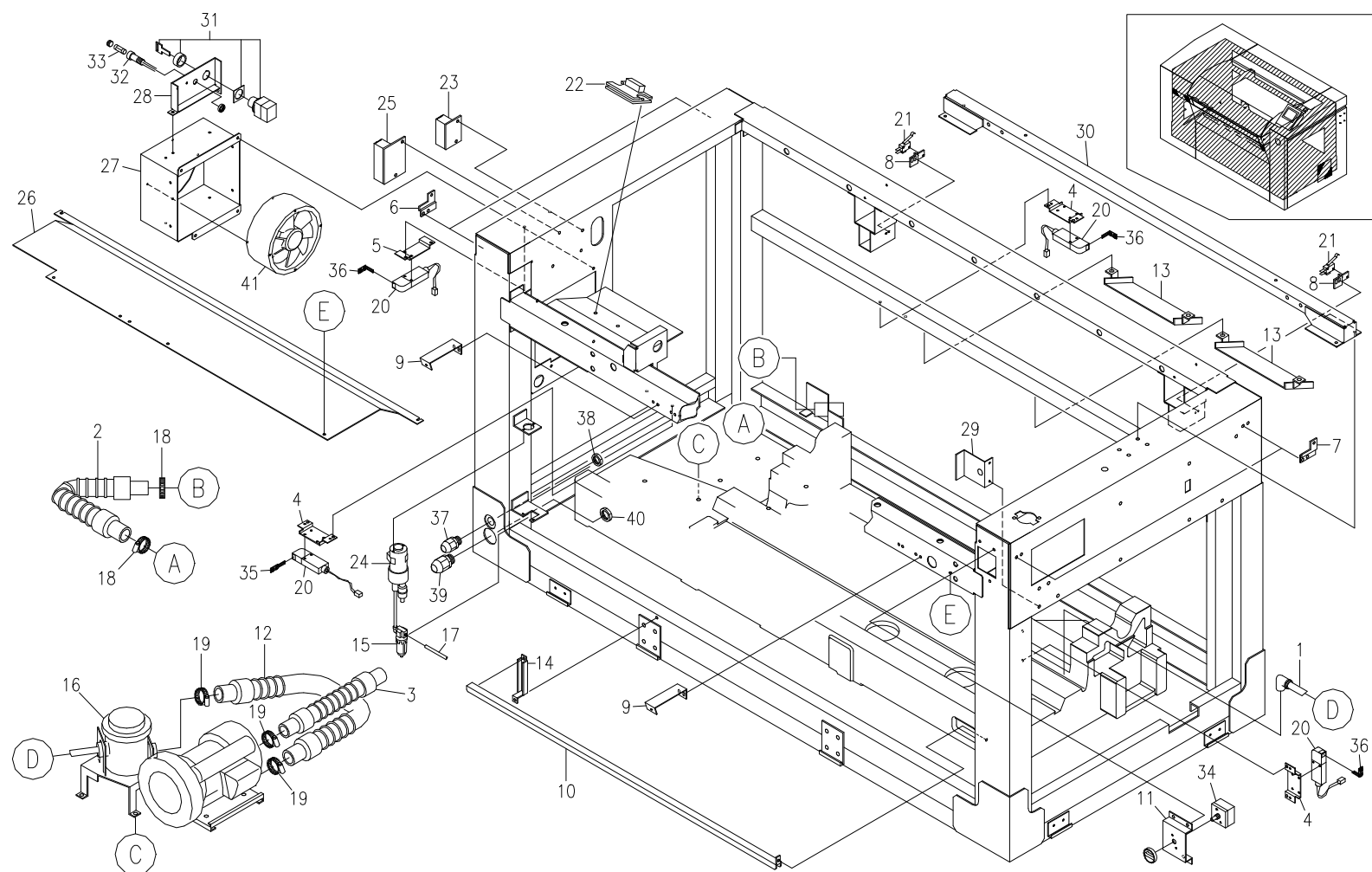
PT-R4300 Web Draw Up 07-Jun-2002 List.140-R00 List Edit - -

[illegible]

PT-R4300

FRAME
本体フレーム部

Fig.150-R00



PT-R4300 Web Draw Up 07-Jun-2002 List.150-R00 List Edit - -

	INDEX No.	Part code	Part name	Spacification	Unit	Qty	M.F.G. S/E	E.C.O. S/E	C	Remarks	Marking No.
1	F0351T-150-01-00	70514297-00	HOSE		(PC)	1					
2	F0351T-150-02-00	70516174-01	VACUME HOSE		(PC)	1					
3	F0351T-150-03-00	70516205-02	EXAUST HOSE		(PC)	1					
4	F0351T-150-04-00	100021842V00	INTERLOCK SW BRACKET		(PC)	3					
5	F0351T-150-05-00	100024224V00	INTERLOCK SW BRACKET		(PC)	1					
6	F0351T-150-06-00	70516574-00	SIDE COVER BRACKET(L)		(PC)	2					
7	F0351T-150-07-00	70516575-00	SIDE COVER BRACKET(L)		(PC)	2					
8	F0351T-150-08-00	70516578-00	SWITCH BRACKET		(PC)	2					
9	F0351T-150-09-00	100021844V00	RONT COVER BRACKET		(PC)	2					
10	F0351T-150-10-00	70516808-01	AIR GUIDE(2)		(PC)	1					
11	F0351T-150-11-00	100021843V00	MAIN SW BRACKET		(PC)	1					
12	F0351T-150-12-00	70517470-01	VACUME HOSE		(PC)	1					
13	F0351T-150-13-00	70407678-01	PUNCH DUST SHOOT(2)		(PC)	2					
14	F0351T-150-14-00	70408039-00	PIPE WIRING BRACKET		(PC)	1					
15	F0351T-150-15-00	70584633-00	AIR FILTER		(PC)	1					
16	F0351T-150-16-00	70584639-00	IN-LINE FILTER		(PC)	1					
17	F0351T-150-17-00	70585515-00	SIRICON RUBBER		(PC)	0.02					
18	F0351T-150-18-00	70585407-00	SY BAND		(PC)	2					
19	F0351T-150-19-00	70585491-00	SY BAND		(PC)	3					
20	F0351T-150-20-00	U1254054-00	INTERLOCK SW A/S(RC)		(PC)	4					
21	F0351T-150-21-00	116187	SWITCH MICRO		(PC)	2					
22	F0351T-150-22-00	151656	THERMOMETER		(PC)	1					
23	F0351T-150-23-00	151175	PULSE MOTOR DRIVER		(PC)	1					
24	F0351T-150-24-00	U1254013-00 F	VACUUM PUMP CABLE ASSEMBLY		(PCK)	1					
25	F0351T-150-25-00	152130	PULSE MOTOR DRIVER		(PC)	1					

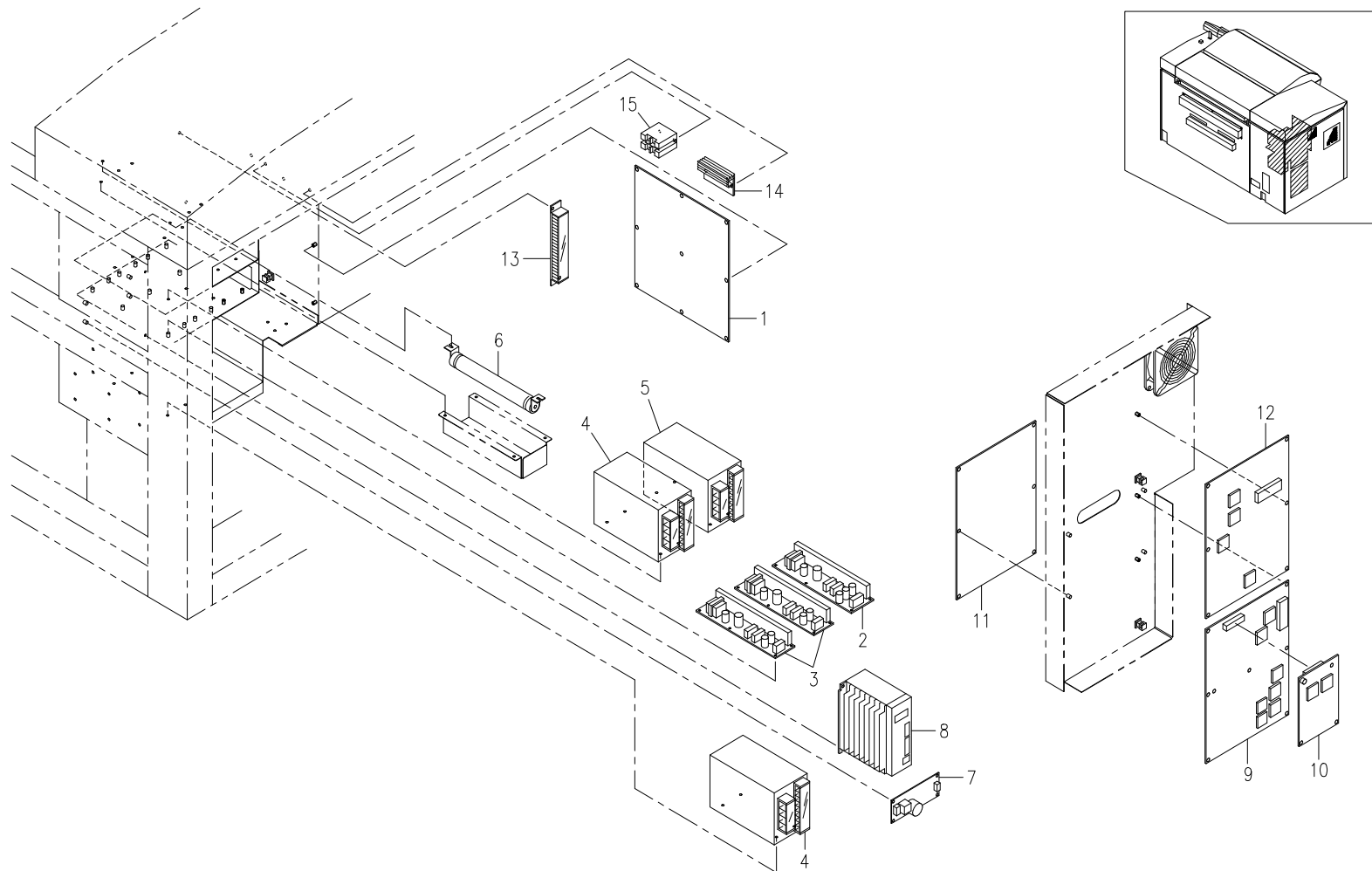
PT-R4300 Web Draw Up 07-Jun-2002 List.150-R00 List Edit - -

[illegible]

PT-R4300

ELECTRICAL AREA 1
電装部 1

Fig.160-R00



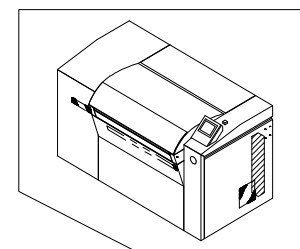
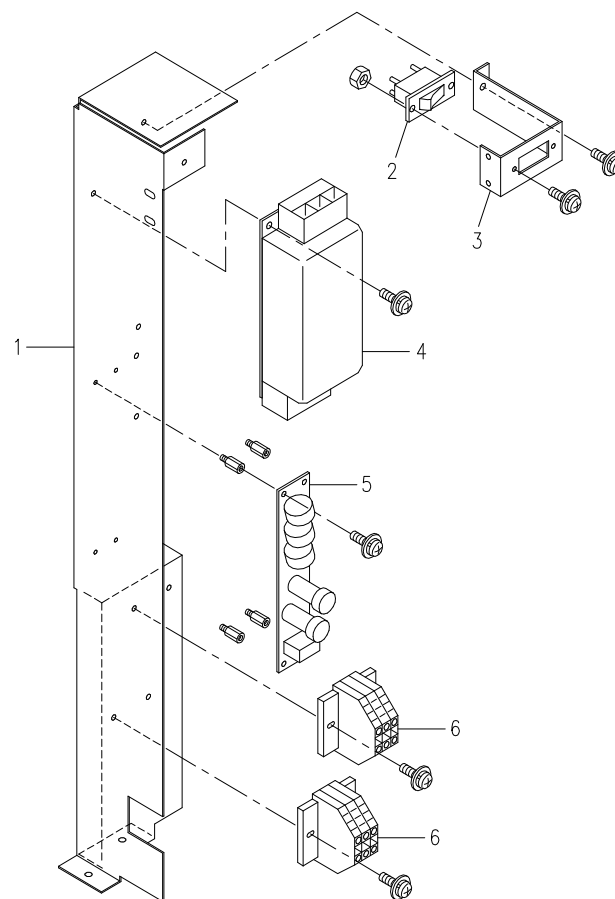
PT-R4300 Web Draw Up 07-Jun-2002 List.160-R00 List Edit - -

[illegible]

PT-R4300

ELECTRICAL AREA 2
電装部2

Fig.170-R00



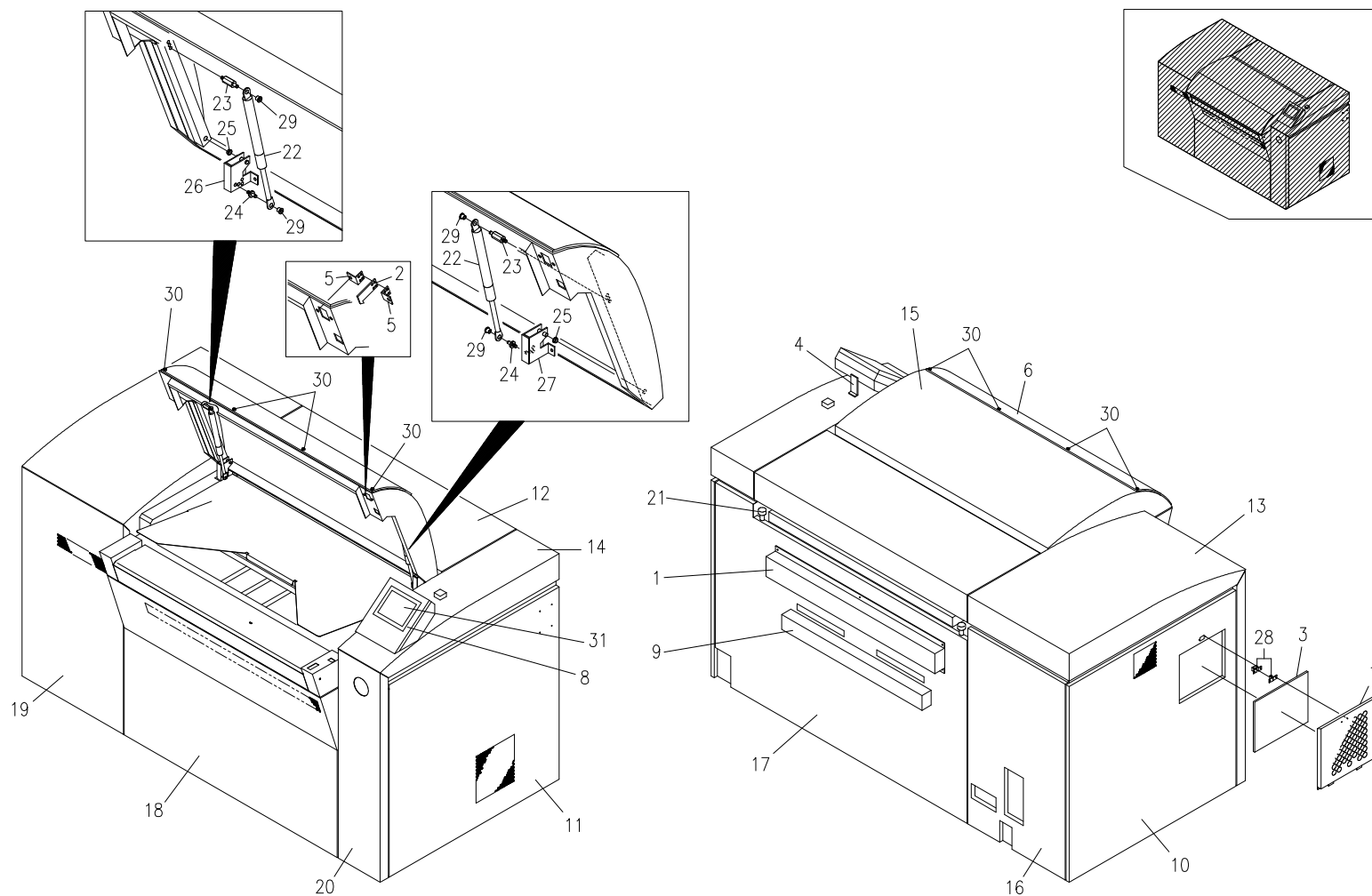
PT-R4300 Web Draw Up 07-Jun-2002 List.170-R00 List Edit - -

[illegible]

PT-R4300

OUTER COVER 1
外装部 1

Fig.180-R01



PT-R4300 Web Draw Up 07-Jun-2002 List.180-R01 List Edit 22-Apr-2009

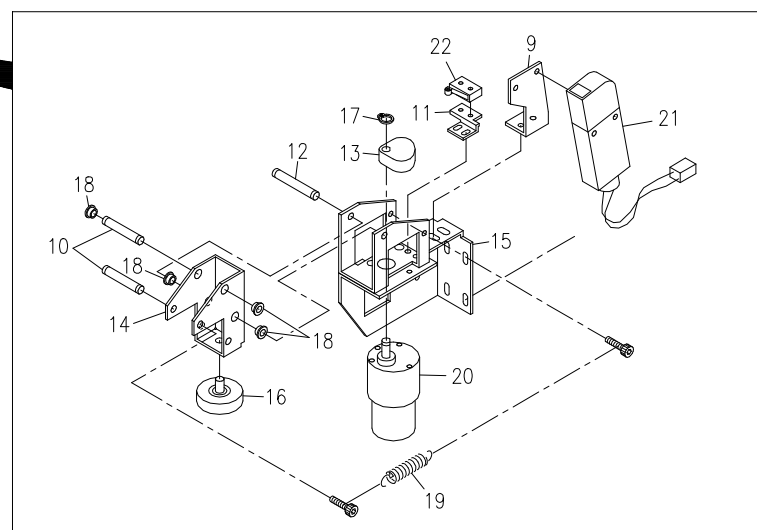
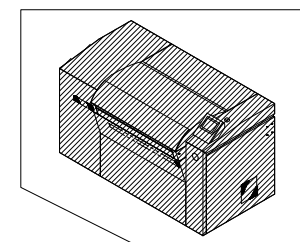
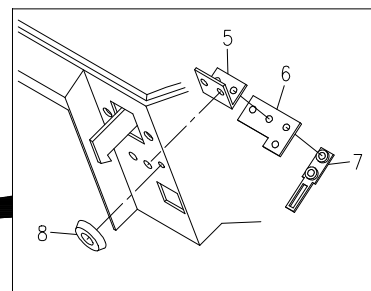
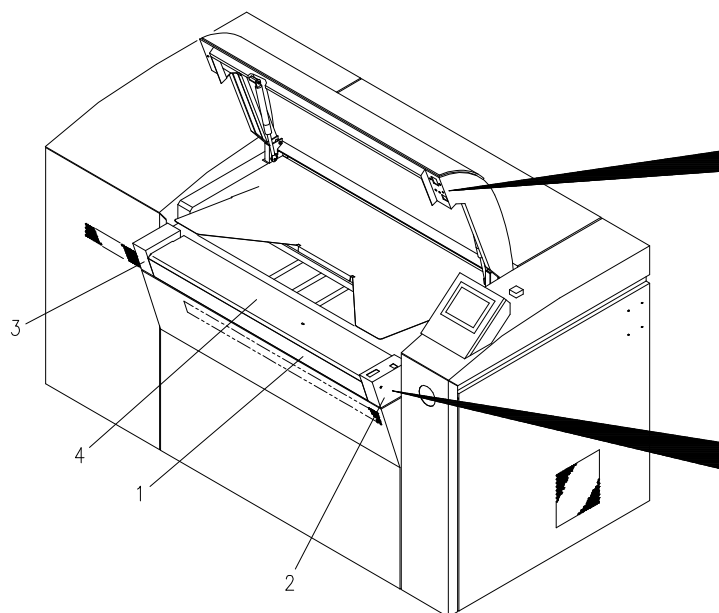
	INDEX No.	Part code	Part name	Spacification	Unit	Qty	M.F.G. S/E	E.C.O. S/E	C	Remarks	Marking No.
1	F0351T-180-01-00	70516580-01	Punch Unit Cover		(PC)	1					
2	F0351T-180-02-00	100026076V00	HOOK		(PC)	1					
3	F0351T-180-03-00	70516584-01	Filter		(PC)	1					
4	F0351T-180-04-00	70516806-00	PanelStay		(PC)	1					
5	F0351T-180-05-00	100026077V00	HOOK BRACKET		(PC)	2					
6	F0351T-180-06-00	100025297V01	Window		(PC)	1					
7	F0351T-180-07-00	70407507-01	Filter Case		(PC)	1					
8	F0351T-180-08-00	70407514-00	PANEL COVER		(PC)	1					
9	F0351T-180-09-00	70408167-01	punch dust box		(PC)	1					
10	F0351T-180-10-00	70201692-04	Side Cover(L)		(PC)	1					
11	F0351T-180-11-00	100022425V00	COVER		(PC)	1					
12	F0351T-180-12-00	70201694-02	TOP COVER		(PC)	1					
13	F0351T-180-13-00	70201695-02	TOP COVER		(PC)	1					
14	F0351T-180-14-00	70201696-02	TOP COVER		(PC)	1					
15	F0351T-180-15-00	100022179V02	Door		(PC)	1					
16	F0351T-180-16-00	70201836-00	Back Cover(1)		(PC)	1					
17	F0351T-180-17-00	100022429V01	BACK COVER		(PC)	1					
18	F0351T-180-18-00	100022361V02	Front Cover		(PC)	1					
19	F0351T-180-19-00	70201702-04	FRONT COVER		(PC)	1					
20	F0351T-180-20-00	100022427V01	Front Cover		(PC)	1					
21	F0351T-180-21-00	70585544-00	KNOB	A-176-32	(PC)	2					
22	F0351T-180-22-00	100026938V00	Gas Spring		(PC)	2					
23	F0351T-180-23-00	100027211V00	GAS SPRINGS SHAFT		(PC)	2					
24	F0351T-180-24-00	100027207V00	GAS SPRINGS SHAFT		(PC)	2					
25	F0351T-180-25-00	70584609-00	RIBBED BUSH	DBS0806-15F	(PC)	2					

PT-R4300 Web Draw Up 07-Jun-2002 List.180-R01 List Edit 22-Apr-2009

[illegible]

PT-R4300 OUTER COVER 2
外装部2

Fig.190-R00



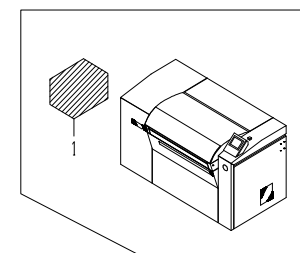
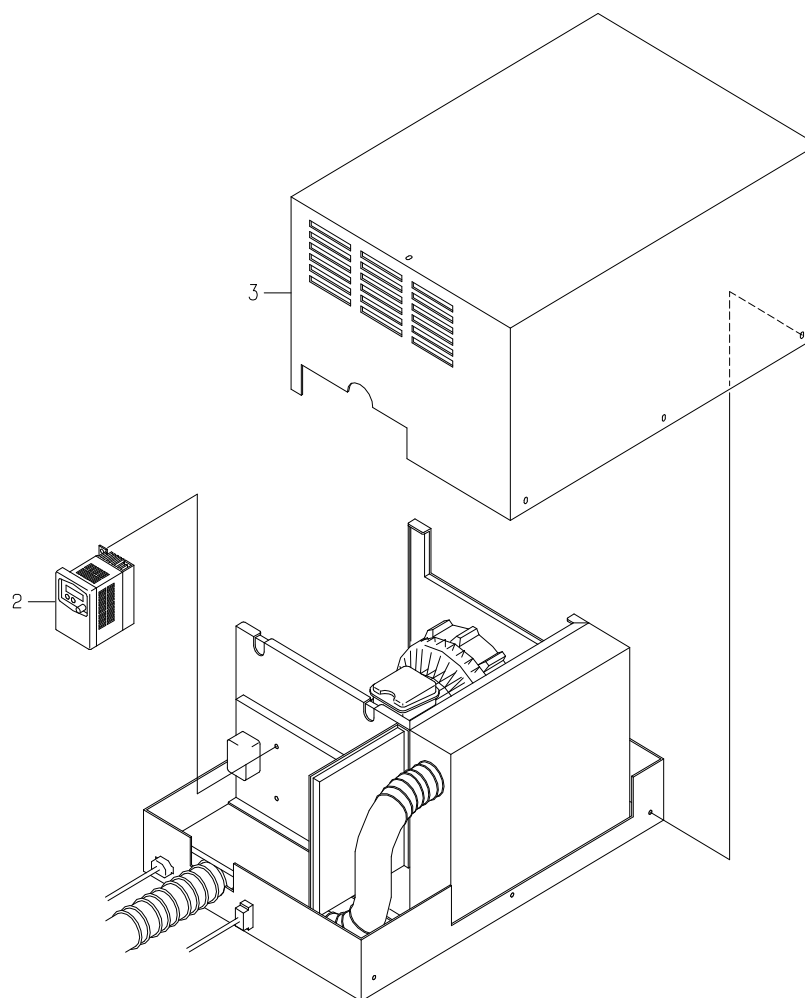
PT-R4300 Web Draw Up 07-Jun-2002 List.190-R00 List Edit - -

[illegible]

PT-R4300

VACUUM UNIT
バキュームユニット部

Fig.200-R00



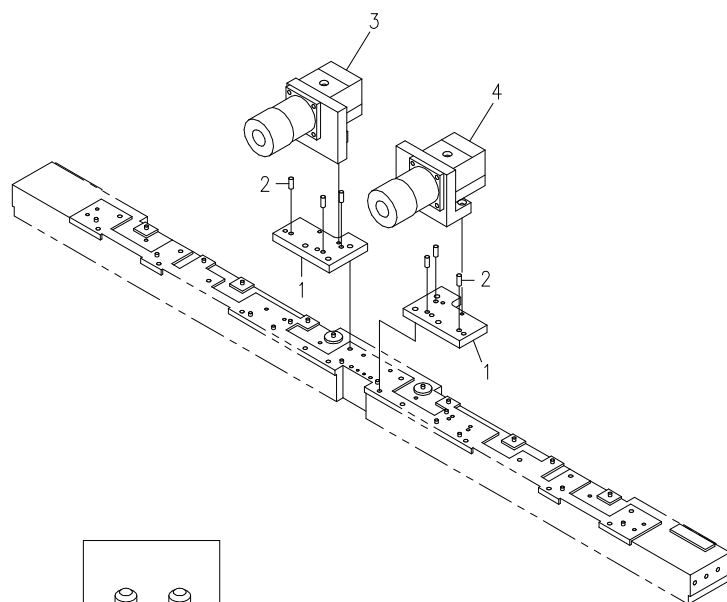
PT-R4300 Web Draw Up 07-Jun-2002 List.200-R00 List Edit - -

[illegible]

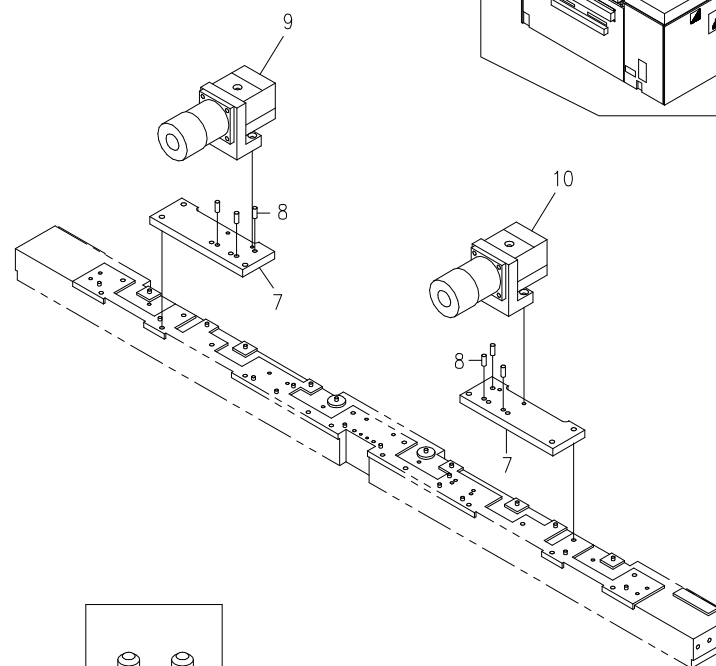
PT-R4300

PUNCH(BH)
パンチ部(BH)

Fig.210-R00



HB-S220 仕様



HB-S425 仕様

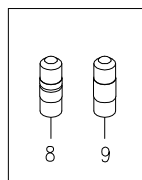
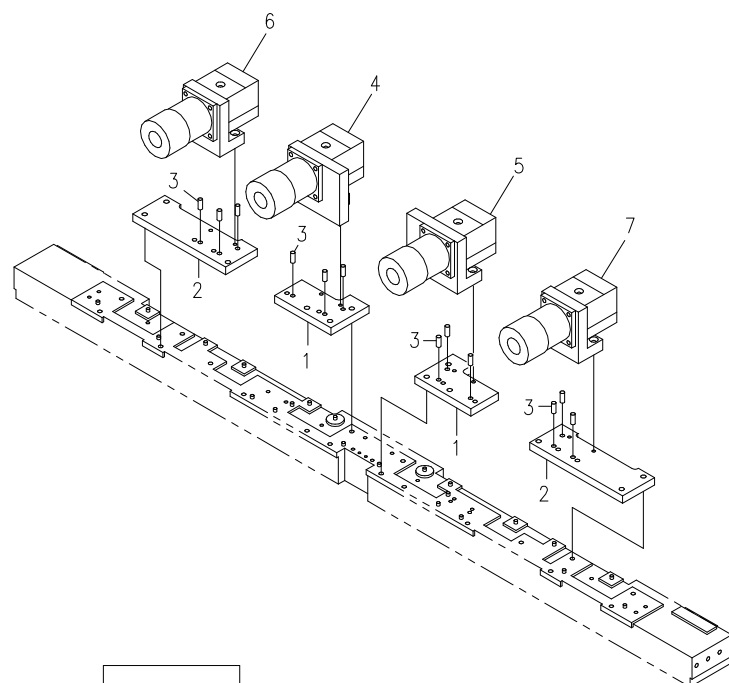
PT-R4300 Web Draw Up 07-Jun-2002 List.210-R00 List Edit - -

[illegible]

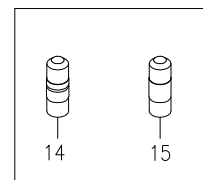
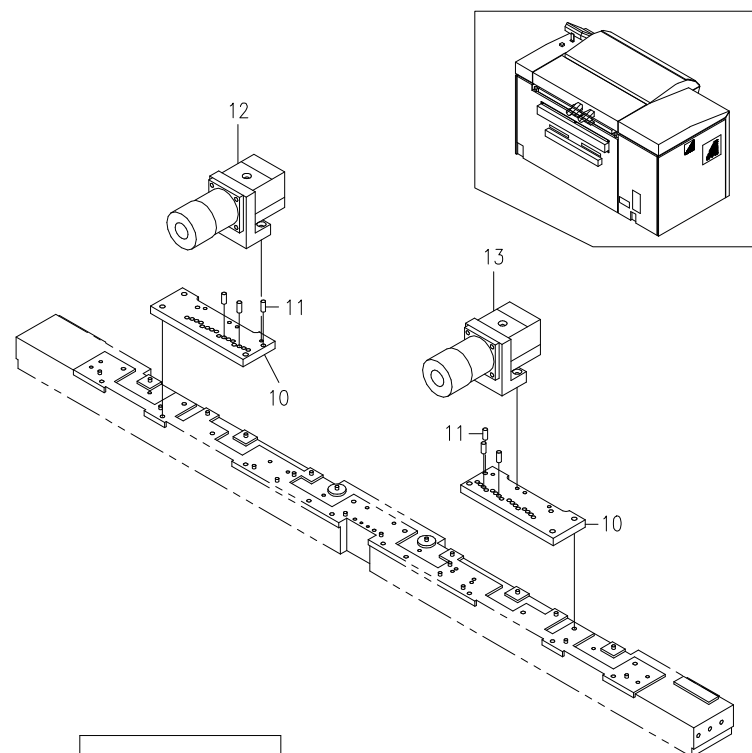
PT-R4300

PUNCH(BH),(DS)
パンチ部(BH),(DS)

Fig.220-R00



HB-S220
HB-S425 仕様



DS-400 仕様

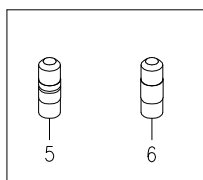
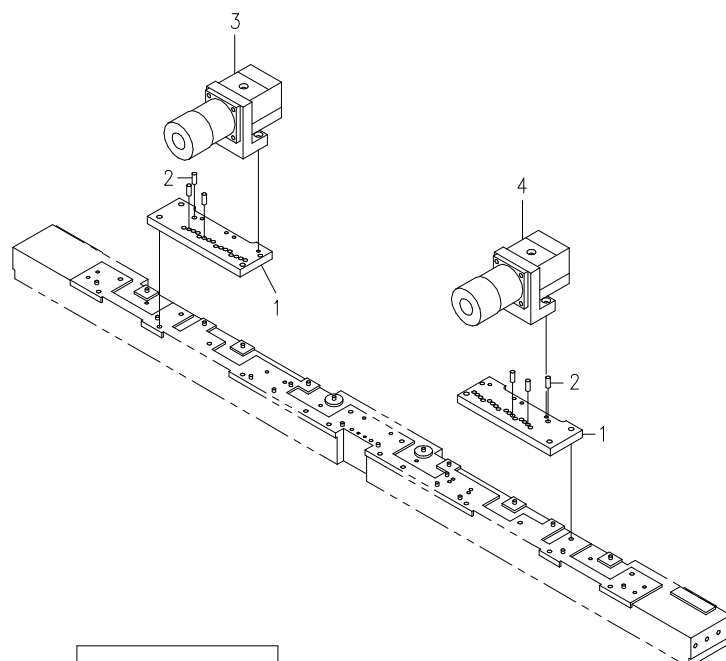
PT-R4300 Web Draw Up 07-Jun-2002 List.220-R00 List Edit - -

[illegible]

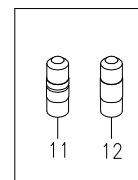
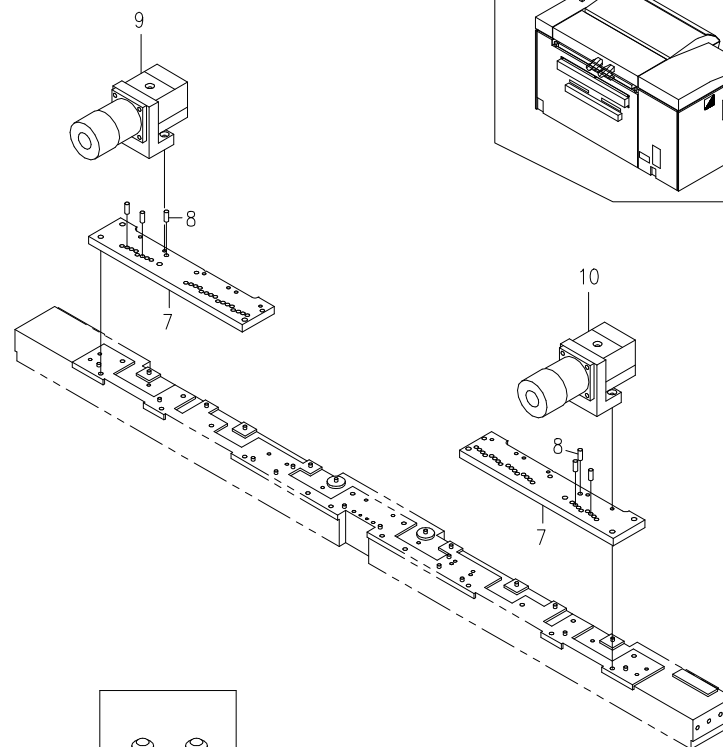
PT-R4300

PUNCH(DS)
パンチ部(DS)

Fig.230-R00



DS-500 仕様



DS-700 仕様

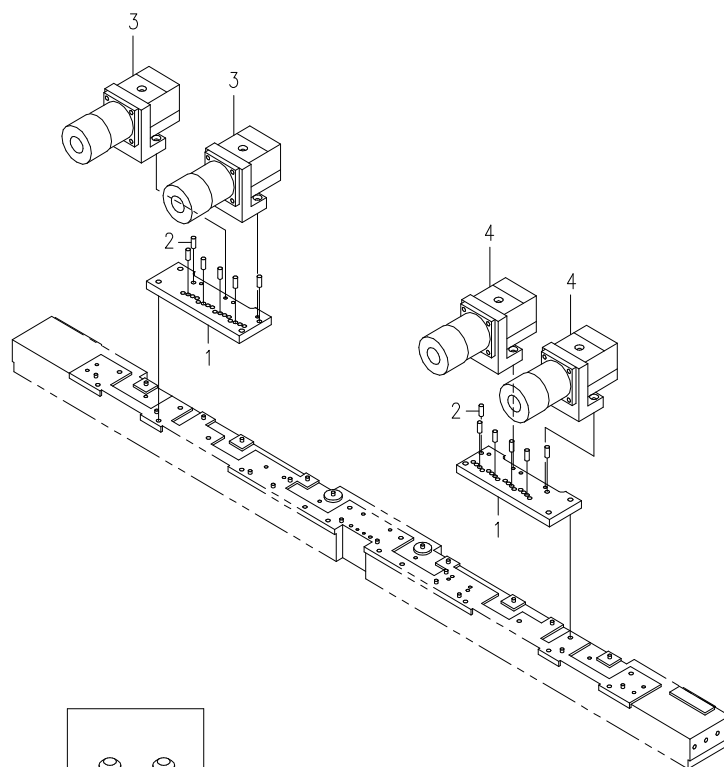
PT-R4300 Web Draw Up 07-Jun-2002 List.230-R00 List Edit - -

[illegible]

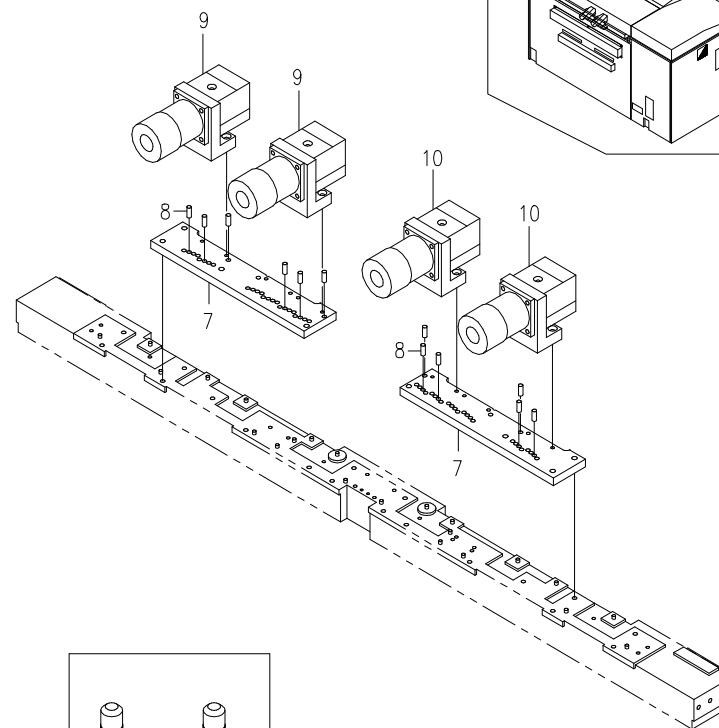
PT-R4300

PUNCH(DS)
パンチ部(DS)

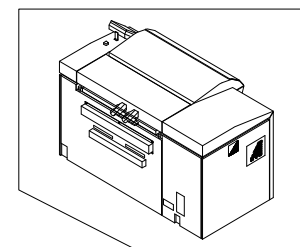
Fig.240-R00



DS-400/500 仕様



DS-400/700 仕様

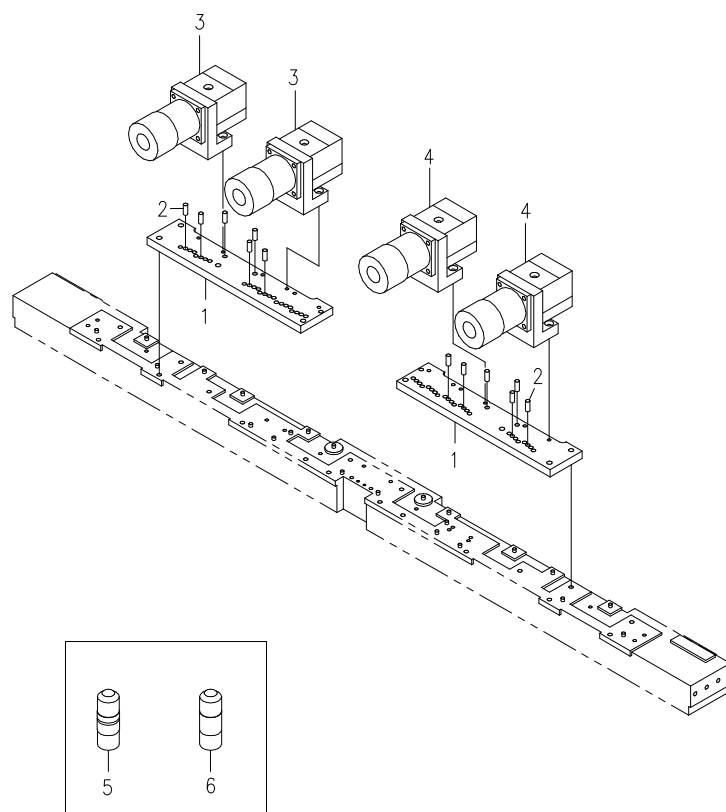


PT-R4300 Web Draw Up 07-Jun-2002 List.240-R00 List Edit - -

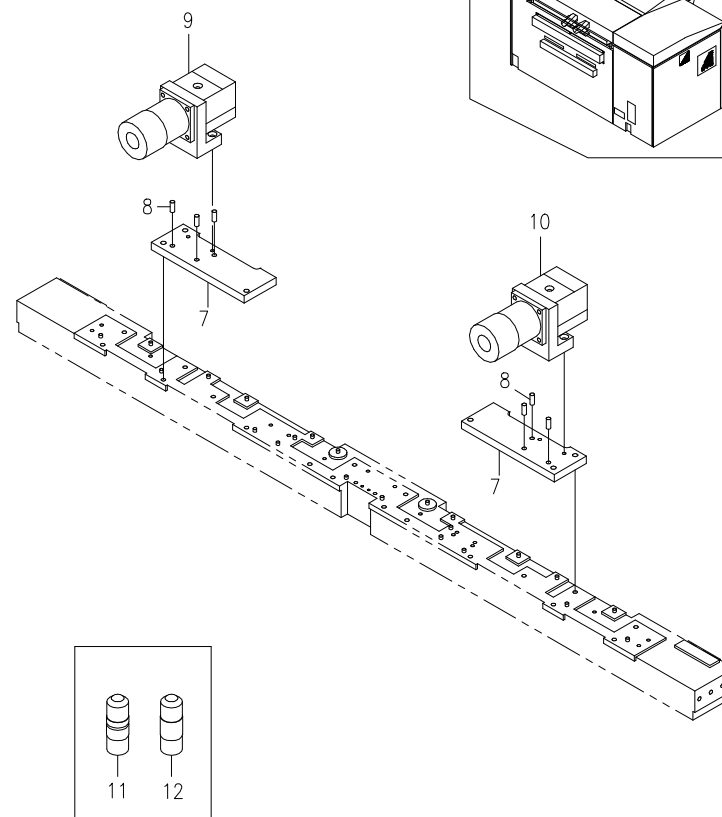
[illegible]

PT-R4300 PUNCH(DS),(KM)
パンチ部(DS),(KM)

Fig.250-R00



DS-500/700 仕様



KM-550 仕様

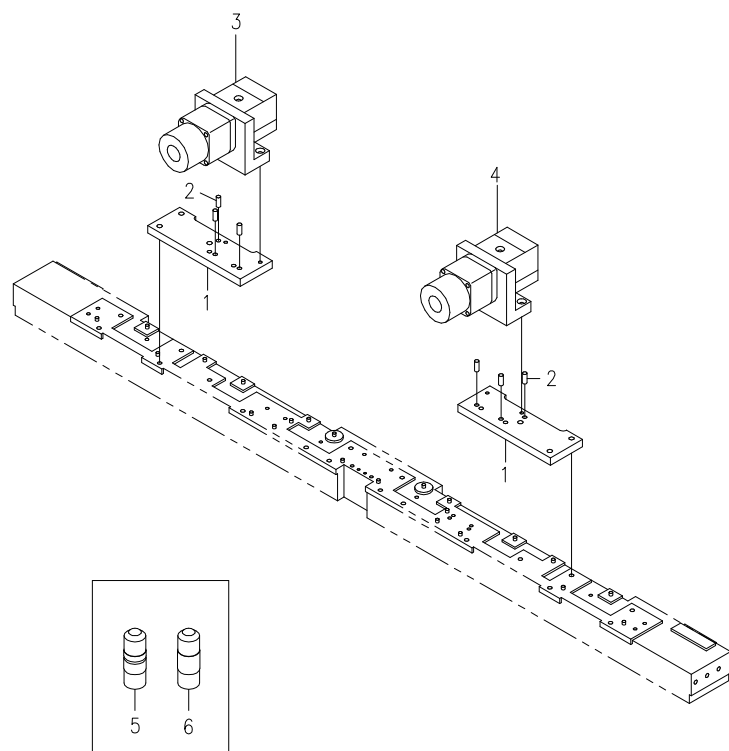
PT-R4300 Web Draw Up 07-Jun-2002 List.250-R00 List Edit - -

[illegible]

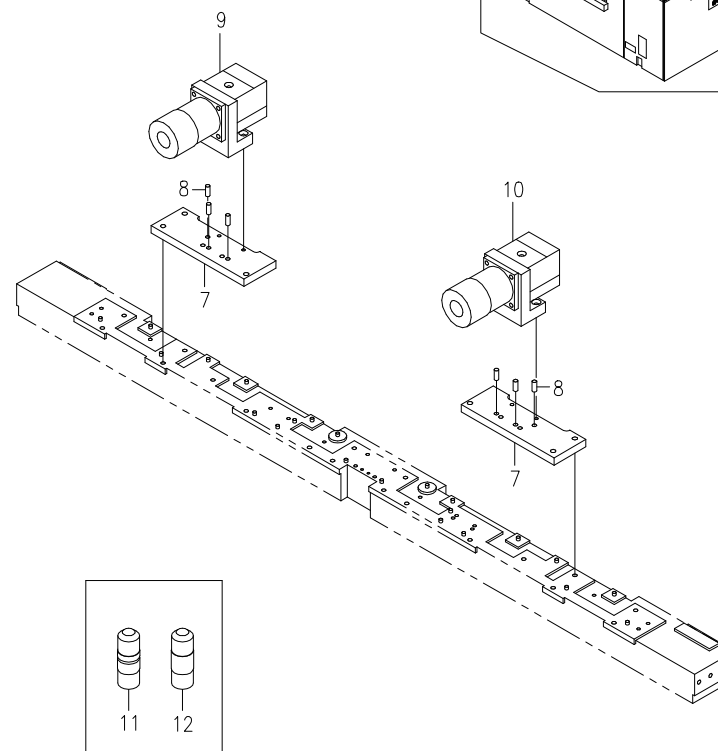
PT-R4300

PUNCH(BH),(PC)
パンチ部(BH),(PC)

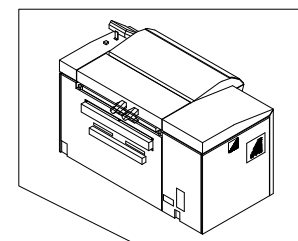
Fig.260-R00



BH-W425 仕様



PC-458 仕様



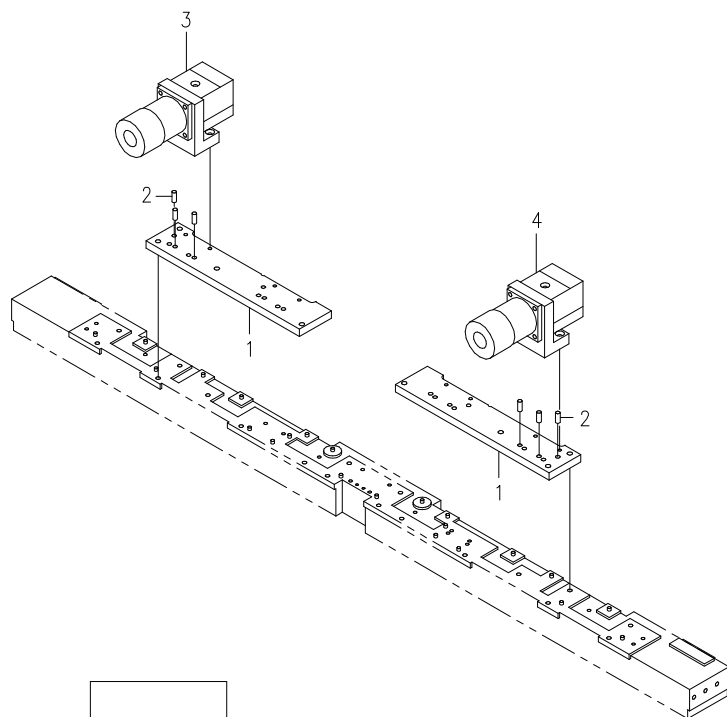
PT-R4300 Web Draw Up 07-Jun-2002 List.260-R00 List Edit - -

[illegible]

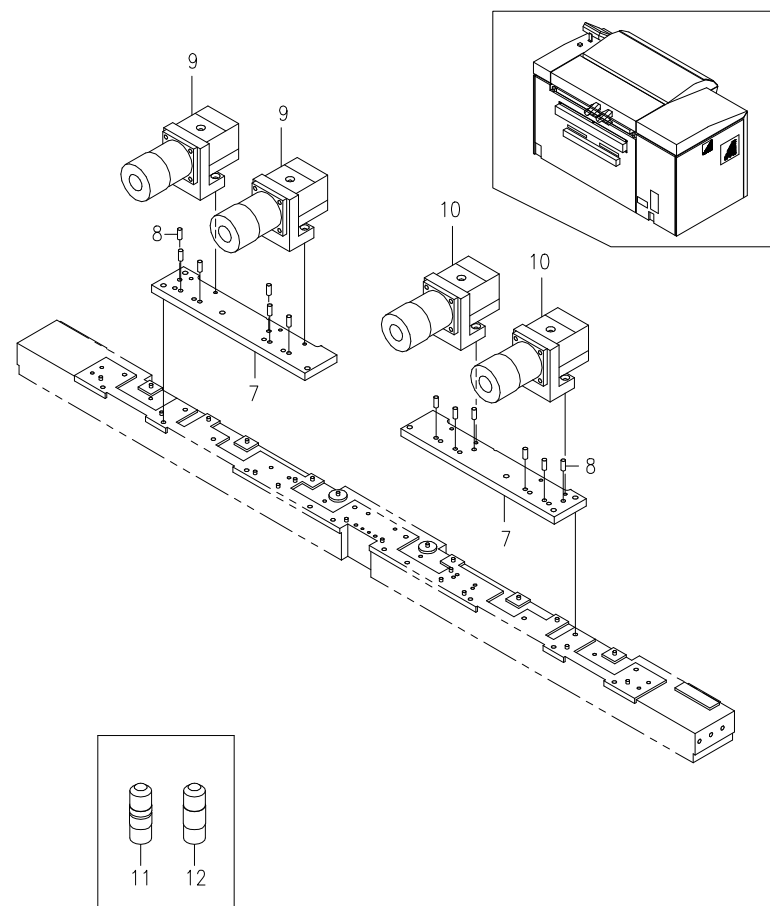
PT-R4300

PUNCH(PC)
パンチ部(PC)

Fig.270-R00



PC-737 仕様



PC-458/737 仕様

PT-R4300 Web Draw Up 07-Jun-2002 List.270-R00 List Edit - -

[illegible]