

# Technical Bulletin



**Product:** Versant 2100 & 80 Press  
**Release Date:** 12/05/2015  
**Reference:** Ti-006  
**Subject:** Image transfer enhancement for Textured Media



## Information

This bulletin announces a new NVM setting to improve image transfer on textured media.

This feature is available from IOT firmware level:

Phin 03.73.00 or higher

Matt 53.70.00 or higher

Latest firmware can be found at:

FXA:

V2100P: <http://docushare.aus.xerox.com/dsweb/View/Collection-322132>

V80P: <http://docushare.aus.xerox.com/dsweb/View/Collection-331337>

Dealer:

V2100P: <http://channels.fxa.com.au/dsweb/View/Collection-16064>

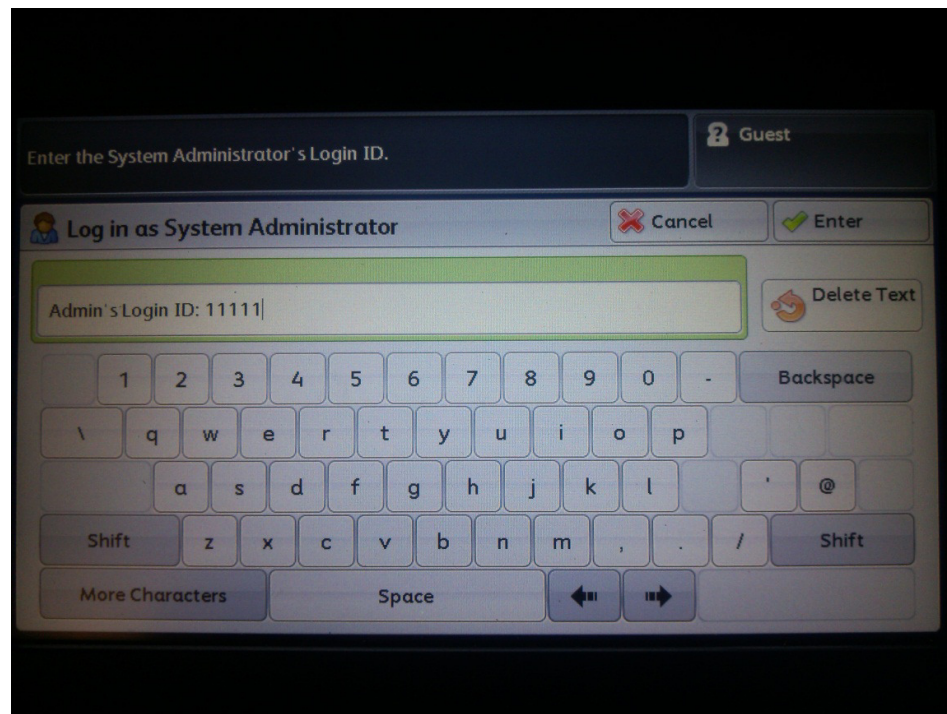
V80P: <http://channels.fxa.com.au/dsweb/View/Collection-17438>

## Detail

This setting **cannot** be set/switched automatically therefore the change is made available for the System Administrator via NVM on the UI.

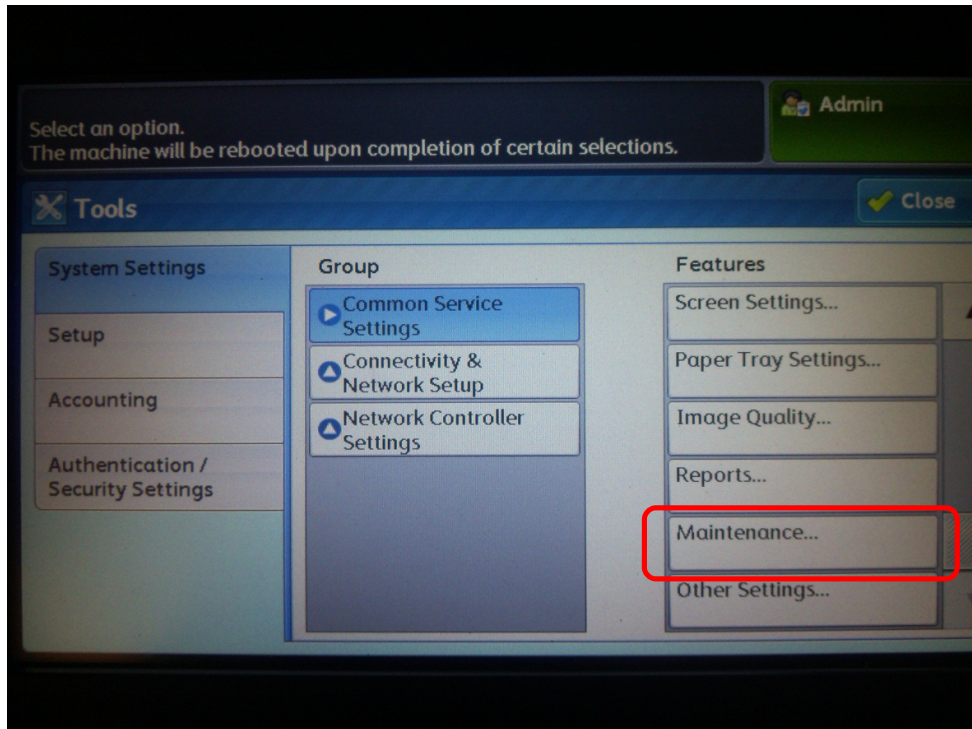
## Procedure

Press the “Log in/out” button on the UI and enter “System Administrator” mode.

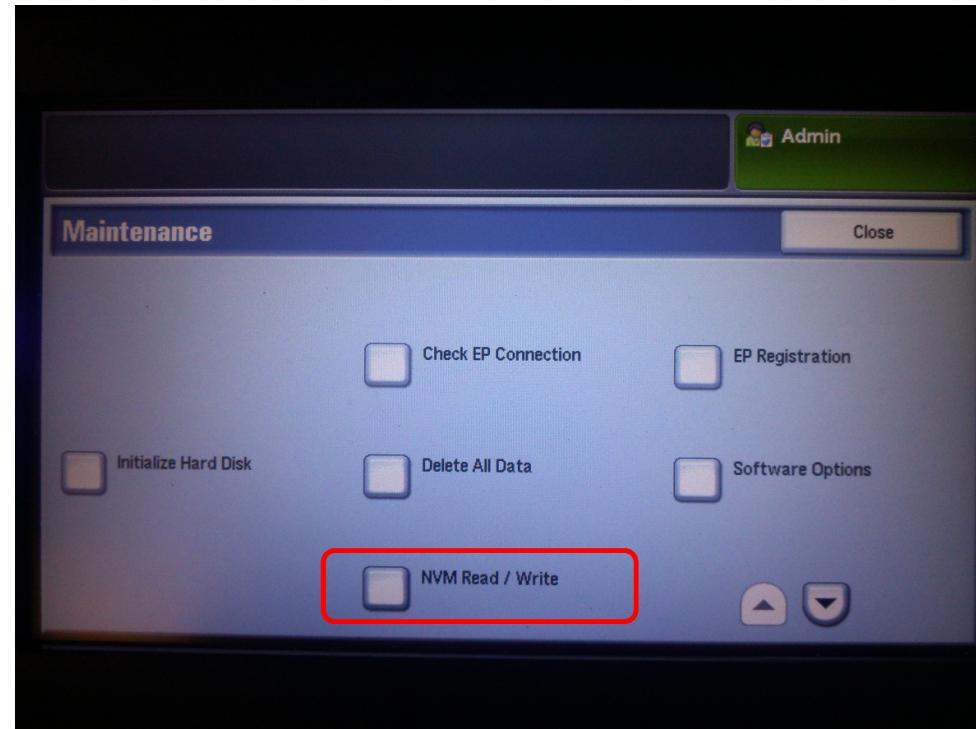


## Procedure (cont)

Press the "Tools" button and enter "Maintenance" mode.



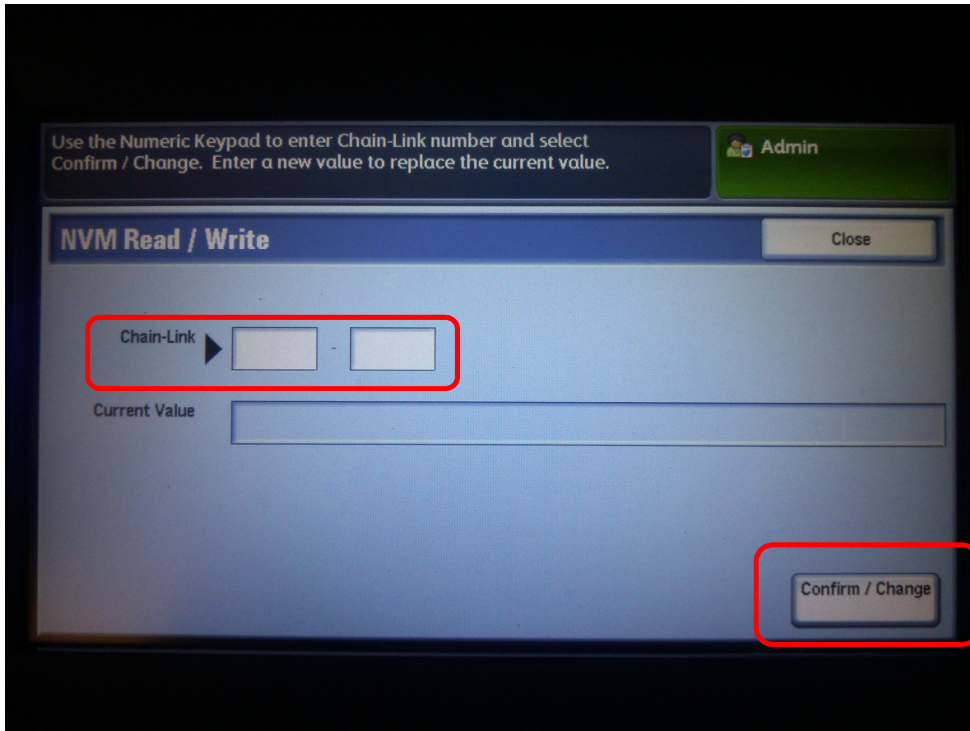
Select "NVM Read/Write".



**Procedure (cont)**

Input "Chain-link" (NVM) then press the "Confirm/Change" button.

Enter the appropriate NVM value:



Product	NVM
V2100 (Phin)	998-844
V80 (Matt)	998-854

Value	Mode
0	Standard mode
1	Image transfer enhanced mode

Press the "Close" button 3 times to exit maintenance mode the press the "Log In/Out" button.

POPO

## *Expected results/Caveats*

- ✓ The results may vary depending on conditions such as media type, temperature, humidity & printed image.  
Not all media types are guaranteed so it is recommended to test stocks before purchase.
- ✓ "Image Transfer enhance for textured media mode" is not recommended for media with a smooth surface (plain paper , coated paper etc). Please switch to the "Standard" mode (NVM 998-844/854 from "1" to "0").
- ✓ Each ***time the mode is switched, the press has to pause for approximately 3 minutes (Phin), 4 minutes(Matt) to adjust toner concentration.***  
***The amount of toner consumption is expected to be equivalent to 125 pages 20% Area Coverage for each color(C/M/Y/K) on A3 size.*** (Billing meter will NOT count up during this process)
- ✓ To avoid the above toner consumption and machine pause, it is recommended ***NOT*** to switch modes ***frequently.***  
Before commencing printing, it is recommended to group jobs by media type(textured media or other), and continue to print on the same mode for as long as possible.
- ✓ When printing a large volume of pages on "Image Transfer enhance for Textured media" mode (value "1"), the inner side of the press can become contaminated by toner.